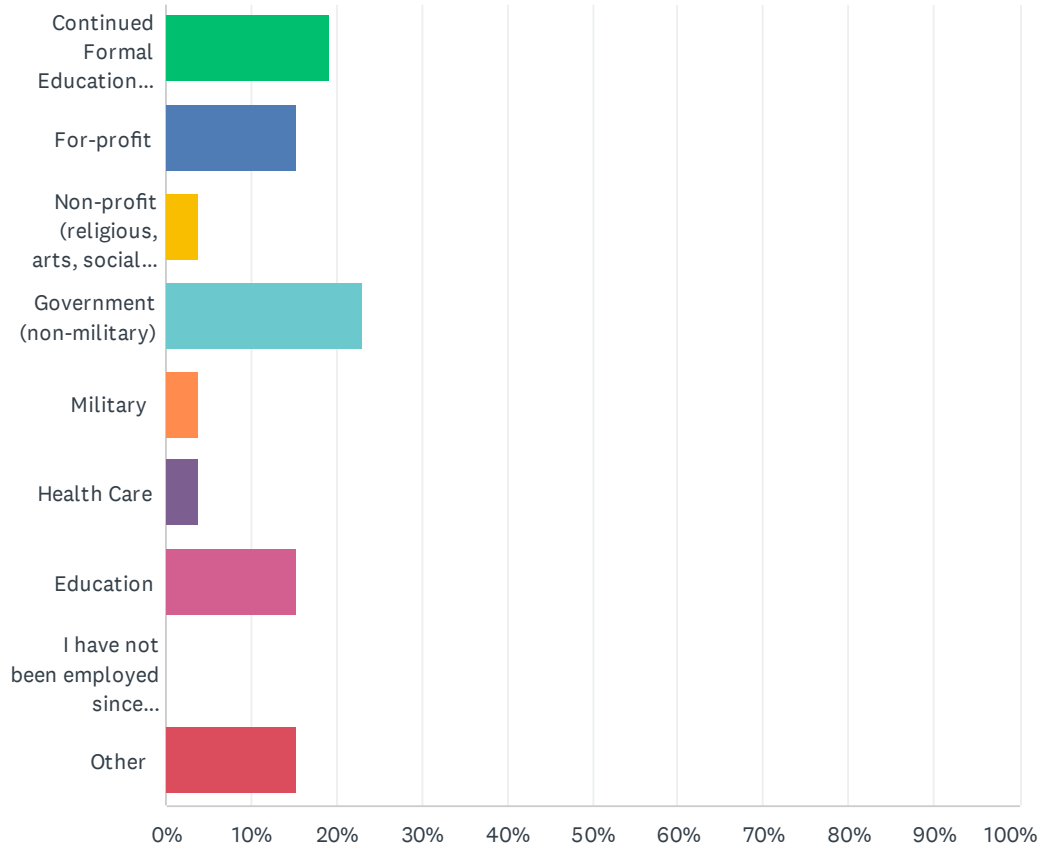


Q11 Which best describes your first job (including formal education) after graduating from Wayland?

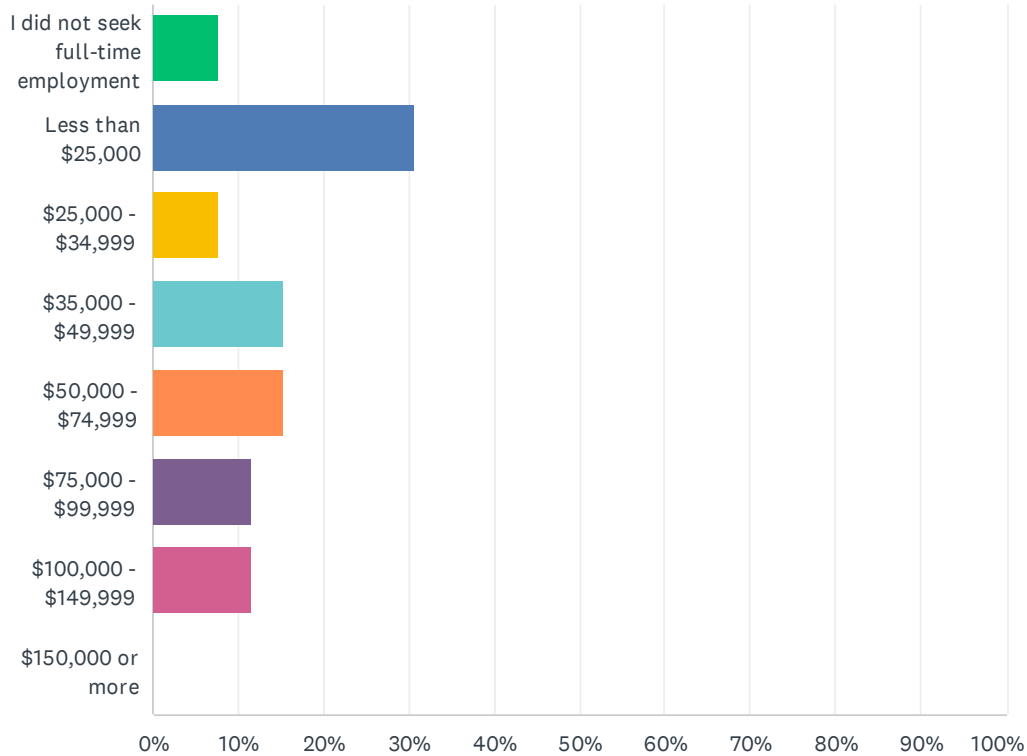
Answered: 26 Skipped: 2



ANSWER CHOICES	RESPONSES	
Continued Formal Education (graduate/professional school)	19.23%	5
For-profit	15.38%	4
Non-profit (religious, arts, social assistance, etc.)	3.85%	1
Government (non-military)	23.08%	6
Military	3.85%	1
Health Care	3.85%	1
Education	15.38%	4
I have not been employed since graduating from Wayland	0.00%	0
Other	15.38%	4
TOTAL		26

Q12 What was your annual salary/income (before taxes) in the first job you held after graduating from Wayland? This information will be used for statistical purposes only.

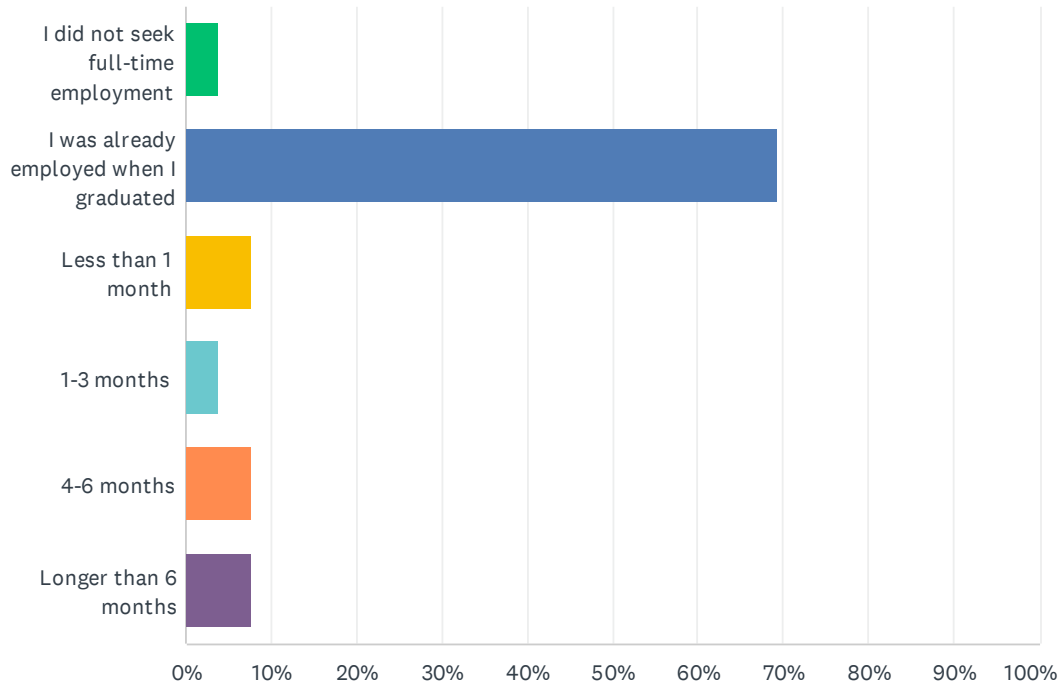
Answered: 26 Skipped: 2



ANSWER CHOICES	RESPONSES
I did not seek full-time employment	7.69% 2
Less than \$25,000	30.77% 8
\$25,000 - \$34,999	7.69% 2
\$35,000 - \$49,999	15.38% 4
\$50,000 - \$74,999	15.38% 4
\$75,000 - \$99,999	11.54% 3
\$100,000 - \$149,999	11.54% 3
\$150,000 or more	0.00% 0
TOTAL	26

Q13 How long did it take you to find your first job after graduating from Wayland?

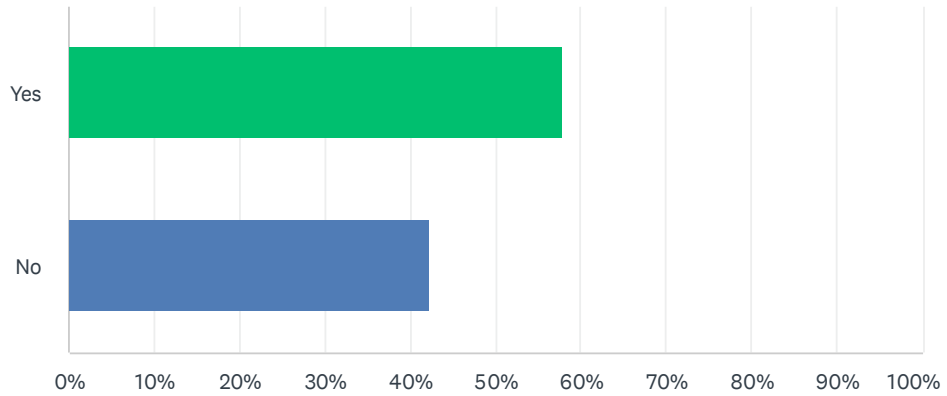
Answered: 26 Skipped: 2



ANSWER CHOICES	RESPONSES	
I did not seek full-time employment	3.85%	1
I was already employed when I graduated	69.23%	18
Less than 1 month	7.69%	2
1-3 months	3.85%	1
4-6 months	7.69%	2
Longer than 6 months	7.69%	2
TOTAL		26

Q14 Do you still have this same job? If you have been promoted, mark "no."

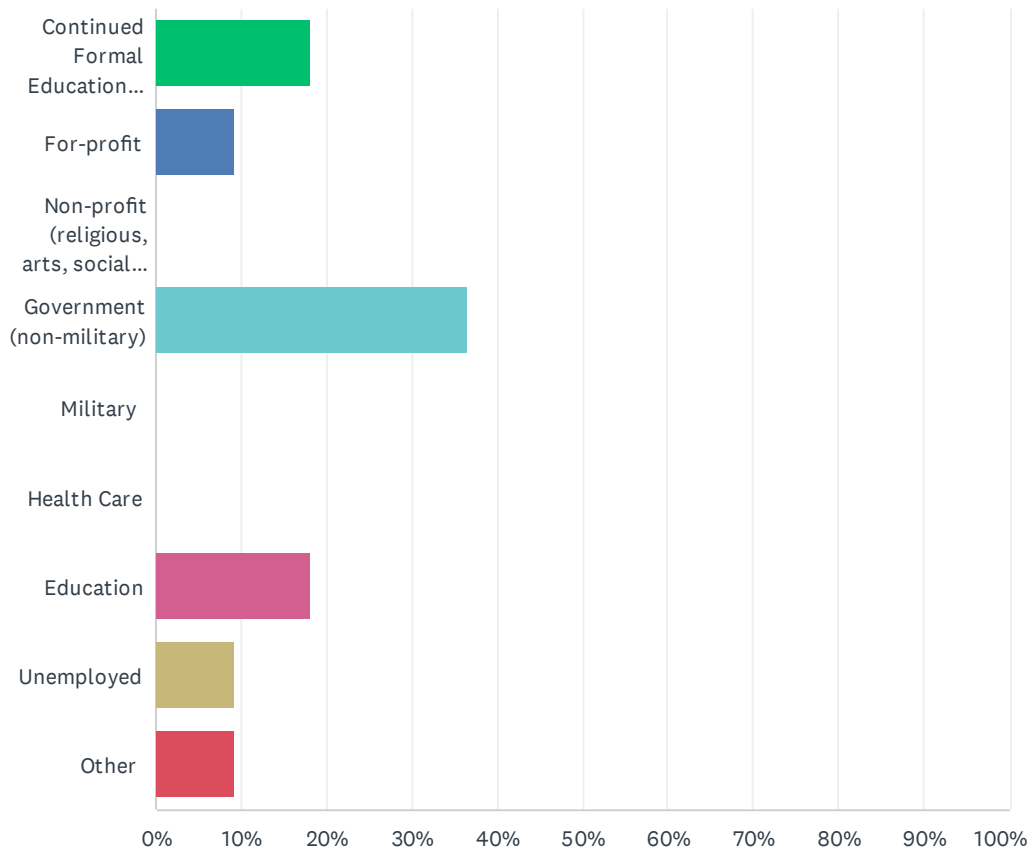
Answered: 26 Skipped: 2



ANSWER CHOICES	RESPONSES	
Yes	57.69%	15
No	42.31%	11
TOTAL		26

Q15 Which best describes your current job (including formal education)?

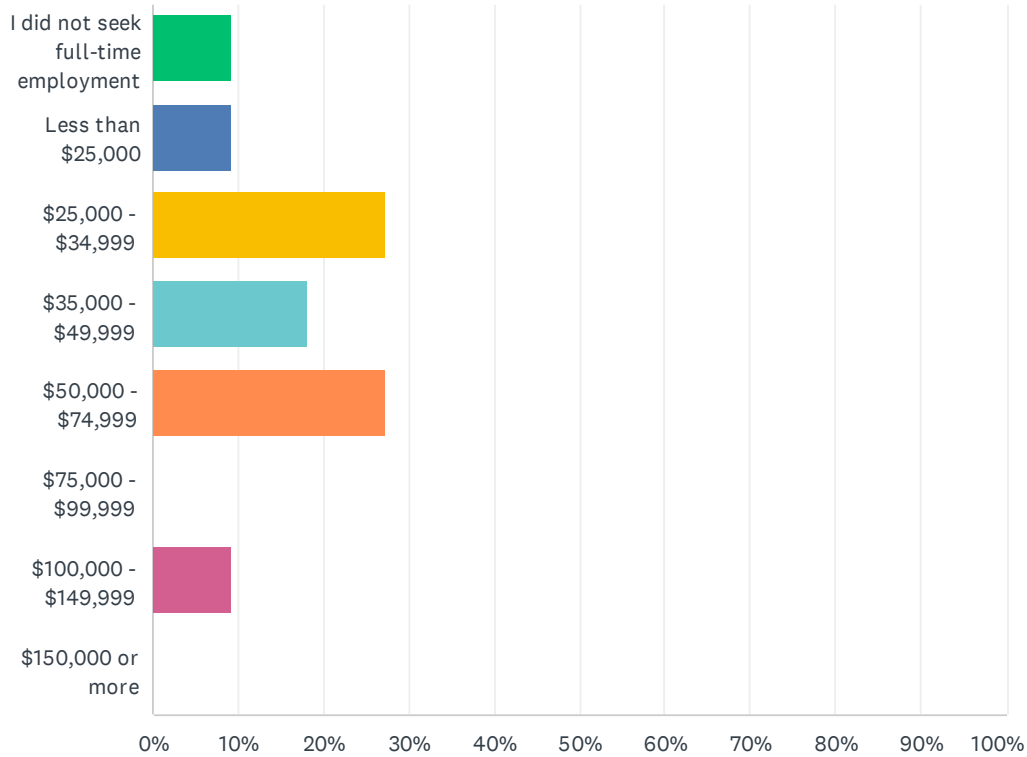
Answered: 11 Skipped: 17



ANSWER CHOICES	RESPONSES	
Continued Formal Education (graduate/professional school)	18.18%	2
For-profit	9.09%	1
Non-profit (religious, arts, social assistance, etc.)	0.00%	0
Government (non-military)	36.36%	4
Military	0.00%	0
Health Care	0.00%	0
Education	18.18%	2
Unemployed	9.09%	1
Other	9.09%	1
TOTAL		11

Q16 What was your annual salary/income (before taxes) in your current job? This information will be used for statistical purposes only.

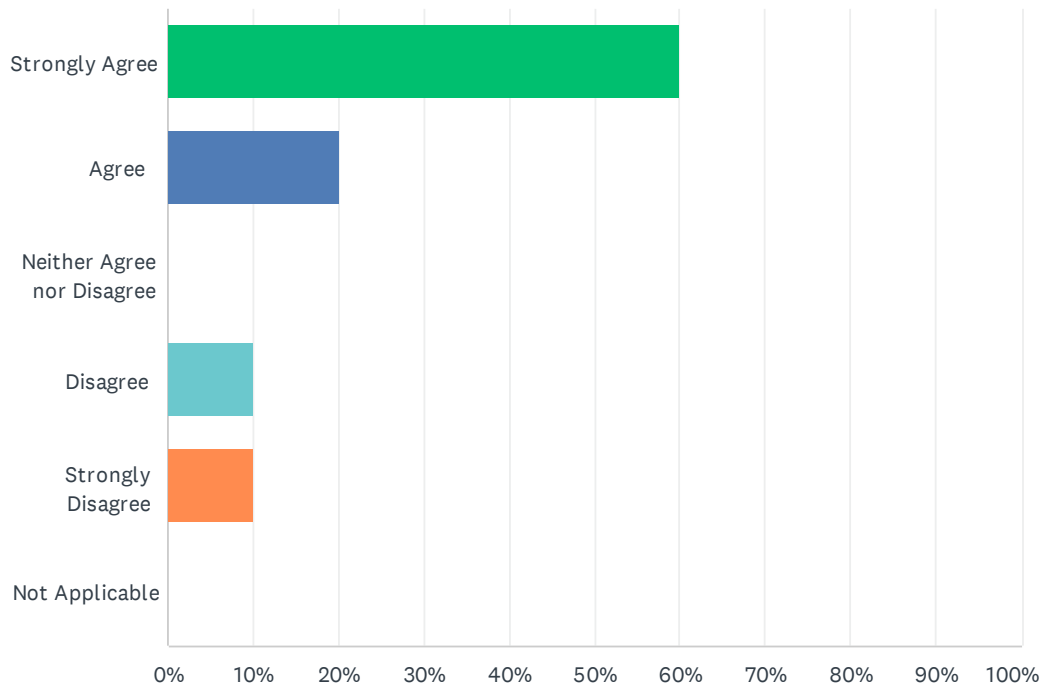
Answered: 11 Skipped: 17



ANSWER CHOICES	RESPONSES	
I did not seek full-time employment	9.09%	1
Less than \$25,000	9.09%	1
\$25,000 - \$34,999	27.27%	3
\$35,000 - \$49,999	18.18%	2
\$50,000 - \$74,999	27.27%	3
\$75,000 - \$99,999	0.00%	0
\$100,000 - \$149,999	9.09%	1
\$150,000 or more	0.00%	0
TOTAL		11

Q17 My current job is directly related to my academic major.

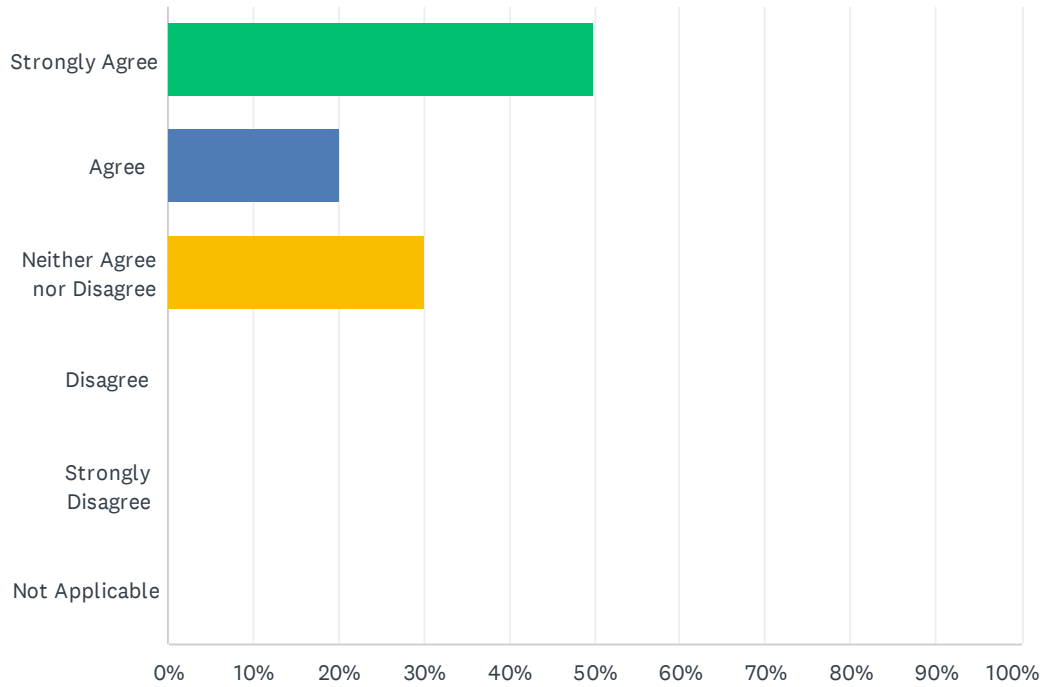
Answered: 10 Skipped: 18



ANSWER CHOICES	RESPONSES	
Strongly Agree	60.00%	6
Agree	20.00%	2
Neither Agree nor Disagree	0.00%	0
Disagree	10.00%	1
Strongly Disagree	10.00%	1
Not Applicable	0.00%	0
TOTAL		10

Q18 Wayland prepared me for my current employment.

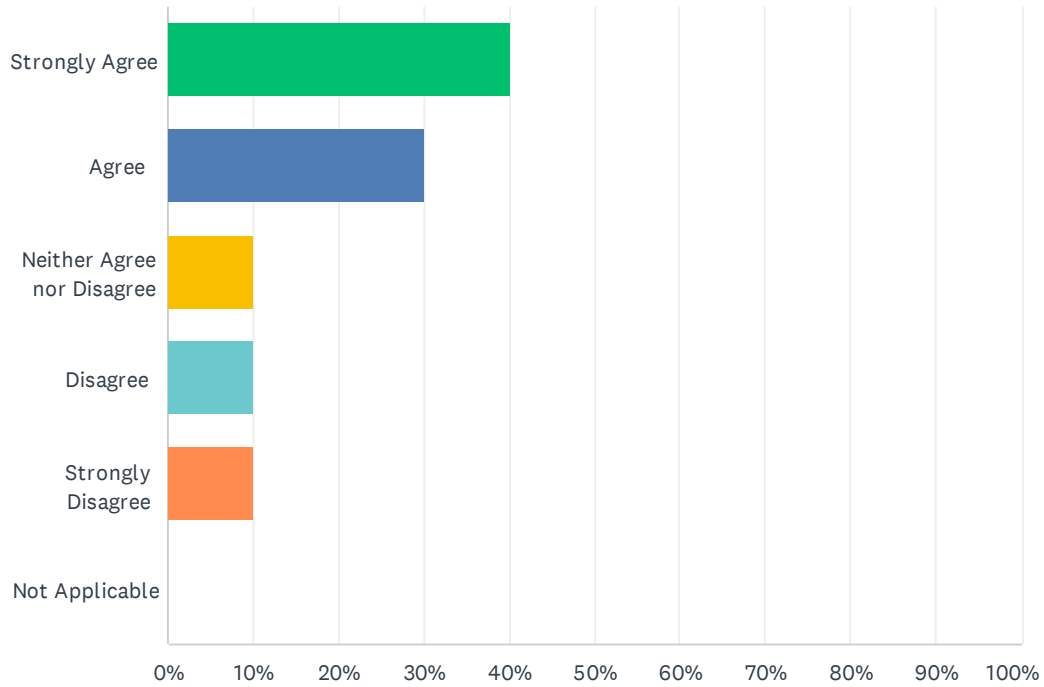
Answered: 10 Skipped: 18



ANSWER CHOICES	RESPONSES	
Strongly Agree	50.00%	5
Agree	20.00%	2
Neither Agree nor Disagree	30.00%	3
Disagree	0.00%	0
Strongly Disagree	0.00%	0
Not Applicable	0.00%	0
TOTAL		10

Q19 My current job is appropriate for the degree obtained.

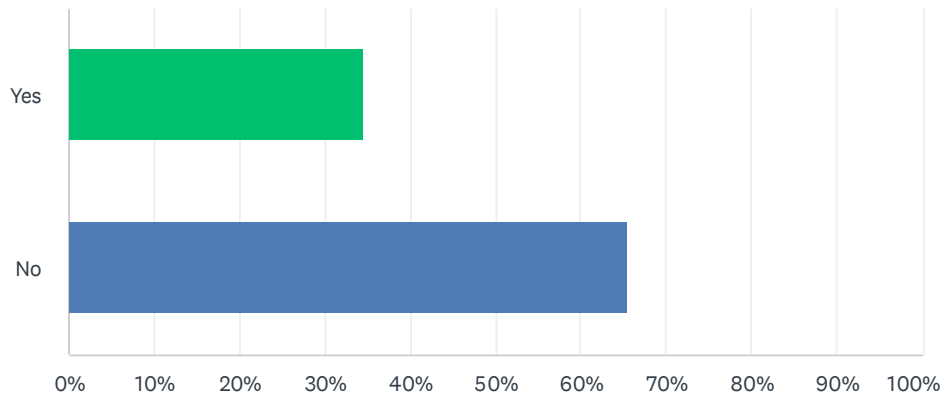
Answered: 10 Skipped: 18



ANSWER CHOICES	RESPONSES	
Strongly Agree	40.00%	4
Agree	30.00%	3
Neither Agree nor Disagree	10.00%	1
Disagree	10.00%	1
Strongly Disagree	10.00%	1
Not Applicable	0.00%	0
TOTAL		10

Q20 Did you continue your formal education after leaving Wayland?

Answered: 26 Skipped: 2



ANSWER CHOICES	RESPONSES
Yes	34.62% 9
No	65.38% 17
TOTAL	26

Q21 Where did you attend graduate school?

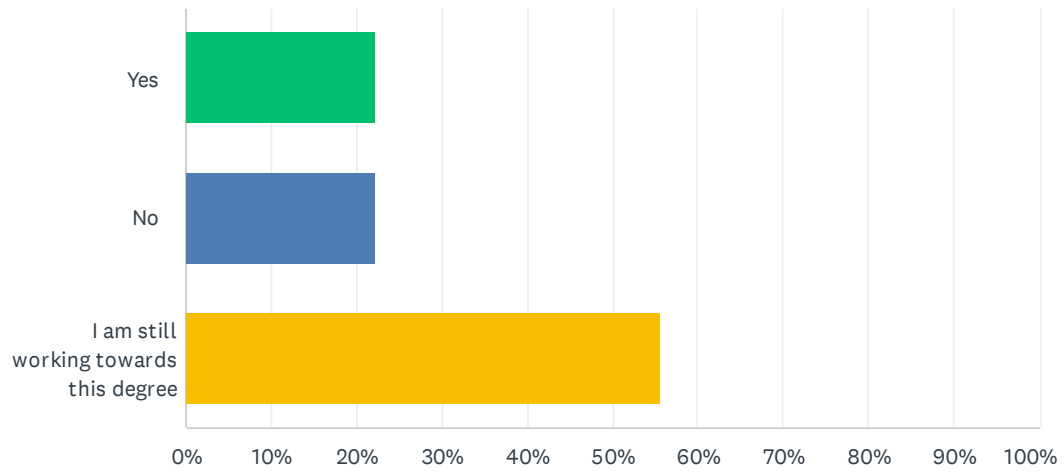
Answered: 9 Skipped: 19

Q22 What degree did you pursue?

Answered: 9 Skipped: 19

Q23 Did you graduate?

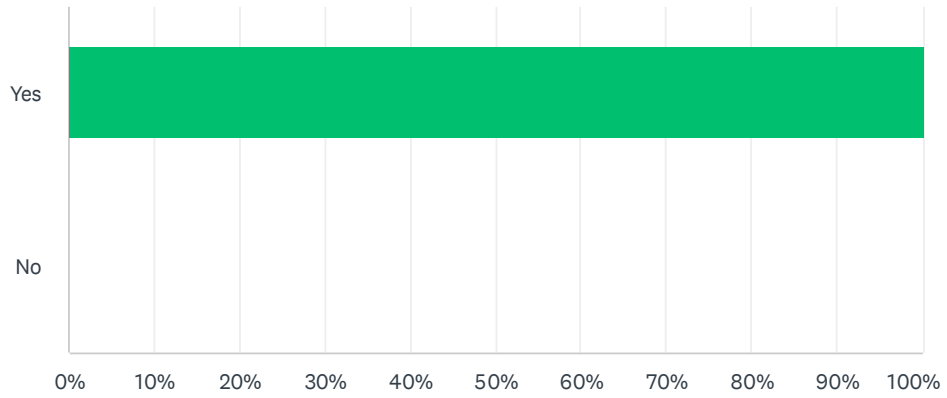
Answered: 9 Skipped: 19



ANSWER CHOICES	RESPONSES	
Yes	22.22%	2
No	22.22%	2
I am still working towards this degree	55.56%	5
TOTAL		9

Q24 Did your education at Wayland prepare you for additional education?

Answered: 9 Skipped: 19



ANSWER CHOICES	RESPONSES	
Yes	100.00%	9
No	0.00%	0
TOTAL		9