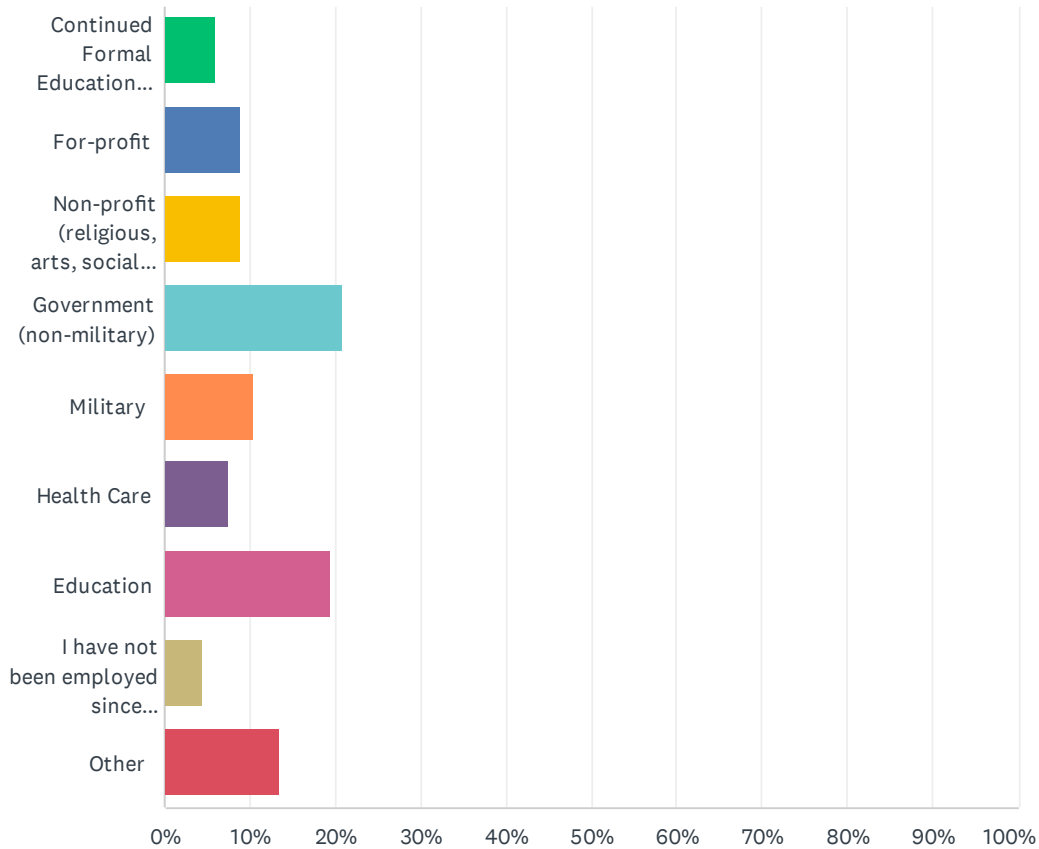


Q11 Which best describes your first job (including formal education) after graduating from Wayland?

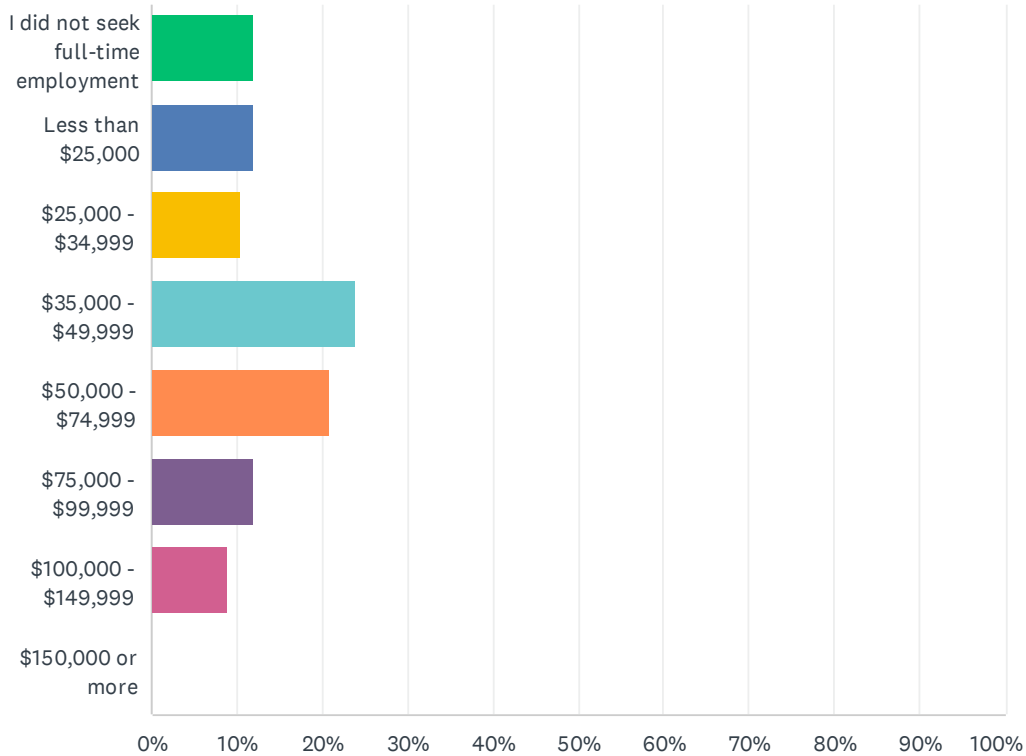
Answered: 67 Skipped: 3



ANSWER CHOICES	RESPONSES	
Continued Formal Education (graduate/professional school)	5.97%	4
For-profit	8.96%	6
Non-profit (religious, arts, social assistance, etc.)	8.96%	6
Government (non-military)	20.90%	14
Military	10.45%	7
Health Care	7.46%	5
Education	19.40%	13
I have not been employed since graduating from Wayland	4.48%	3
Other	13.43%	9
TOTAL		67

Q12 What was your annual salary/income (before taxes) in the first job you held after graduating from Wayland? This information will be used for statistical purposes only.

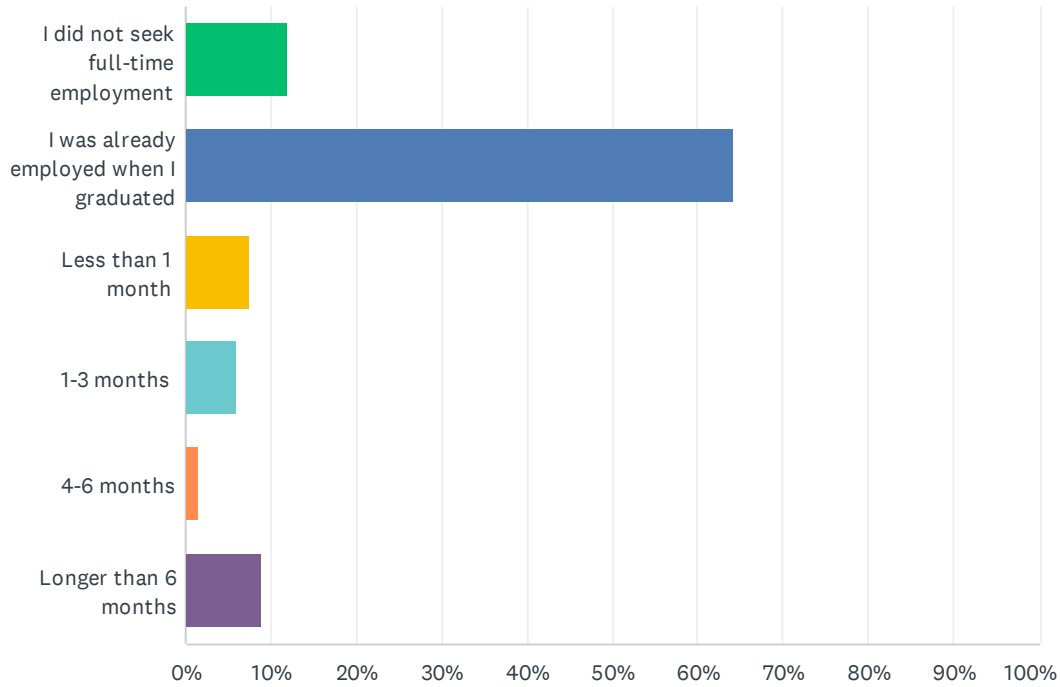
Answered: 67 Skipped: 3



ANSWER CHOICES	RESPONSES	
I did not seek full-time employment	11.94%	8
Less than \$25,000	11.94%	8
\$25,000 - \$34,999	10.45%	7
\$35,000 - \$49,999	23.88%	16
\$50,000 - \$74,999	20.90%	14
\$75,000 - \$99,999	11.94%	8
\$100,000 - \$149,999	8.96%	6
\$150,000 or more	0.00%	0
TOTAL		67

Q13 How long did it take you to find your first job after graduating from Wayland?

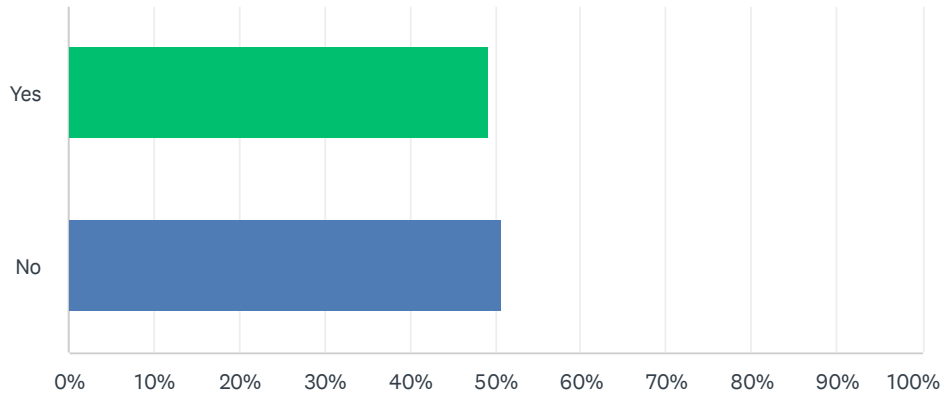
Answered: 67 Skipped: 3



ANSWER CHOICES	RESPONSES	
I did not seek full-time employment	11.94%	8
I was already employed when I graduated	64.18%	43
Less than 1 month	7.46%	5
1-3 months	5.97%	4
4-6 months	1.49%	1
Longer than 6 months	8.96%	6
TOTAL		67

Q14 Do you still have this same job? If you have been promoted, mark "no."

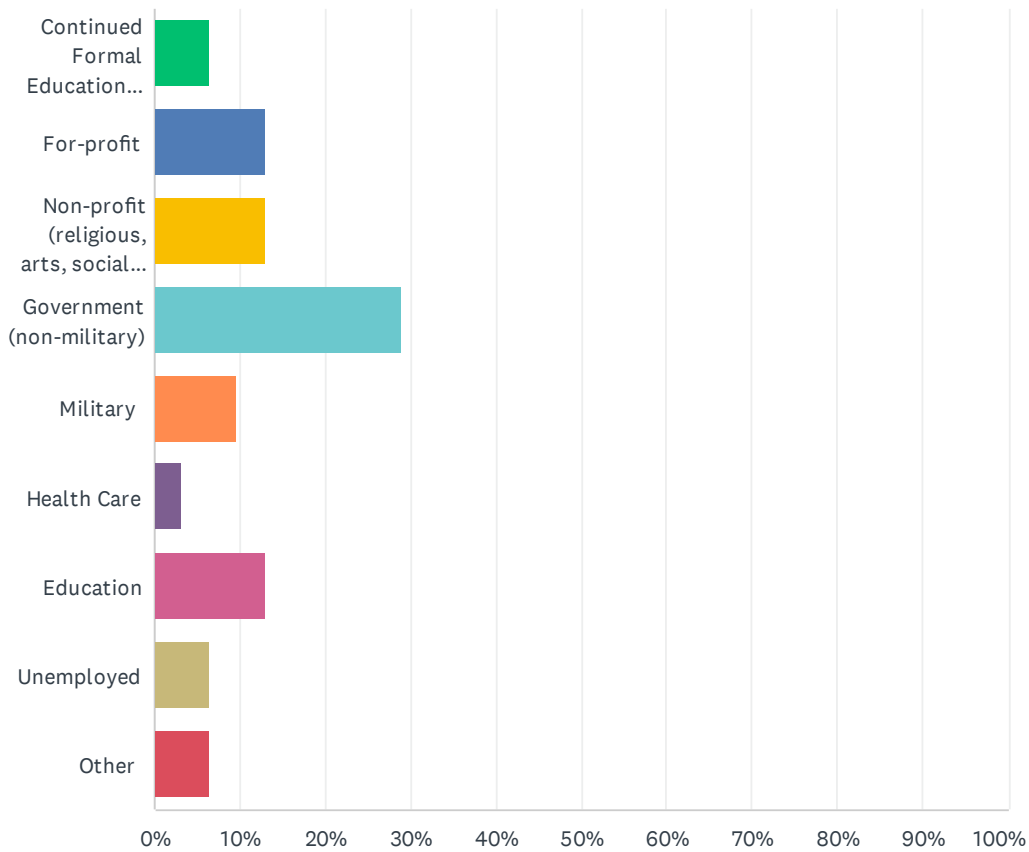
Answered: 67 Skipped: 3



ANSWER CHOICES	RESPONSES	
Yes	49.25%	33
No	50.75%	34
TOTAL		67

Q15 Which best describes your current job (including formal education)?

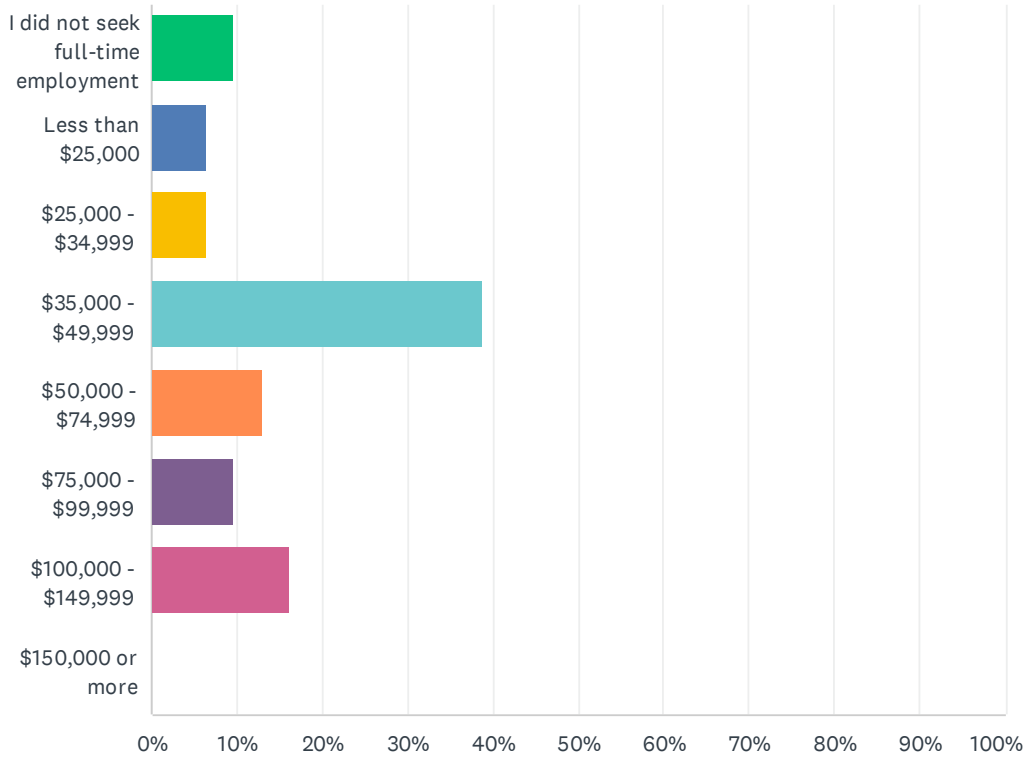
Answered: 31 Skipped: 39



ANSWER CHOICES	RESPONSES	
Continued Formal Education (graduate/professional school)	6.45%	2
For-profit	12.90%	4
Non-profit (religious, arts, social assistance, etc.)	12.90%	4
Government (non-military)	29.03%	9
Military	9.68%	3
Health Care	3.23%	1
Education	12.90%	4
Unemployed	6.45%	2
Other	6.45%	2
TOTAL		31

Q16 What was your annual salary/income (before taxes) in your current job? This information will be used for statistical purposes only.

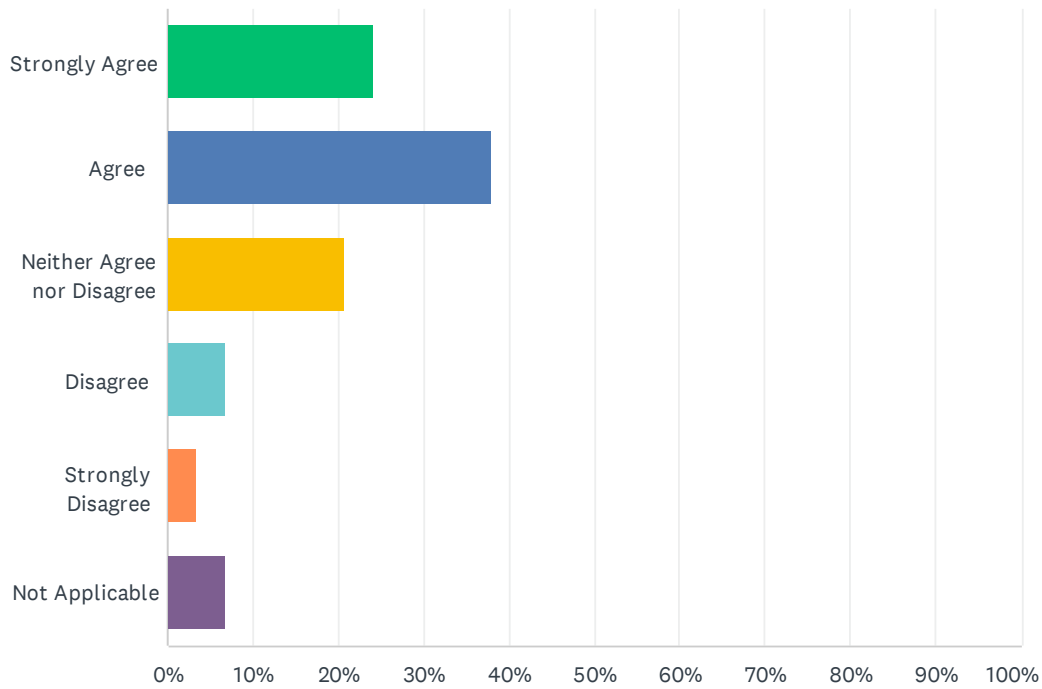
Answered: 31 Skipped: 39



ANSWER CHOICES	RESPONSES	
I did not seek full-time employment	9.68%	3
Less than \$25,000	6.45%	2
\$25,000 - \$34,999	6.45%	2
\$35,000 - \$49,999	38.71%	12
\$50,000 - \$74,999	12.90%	4
\$75,000 - \$99,999	9.68%	3
\$100,000 - \$149,999	16.13%	5
\$150,000 or more	0.00%	0
TOTAL		31

Q17 My current job is directly related to my academic major.

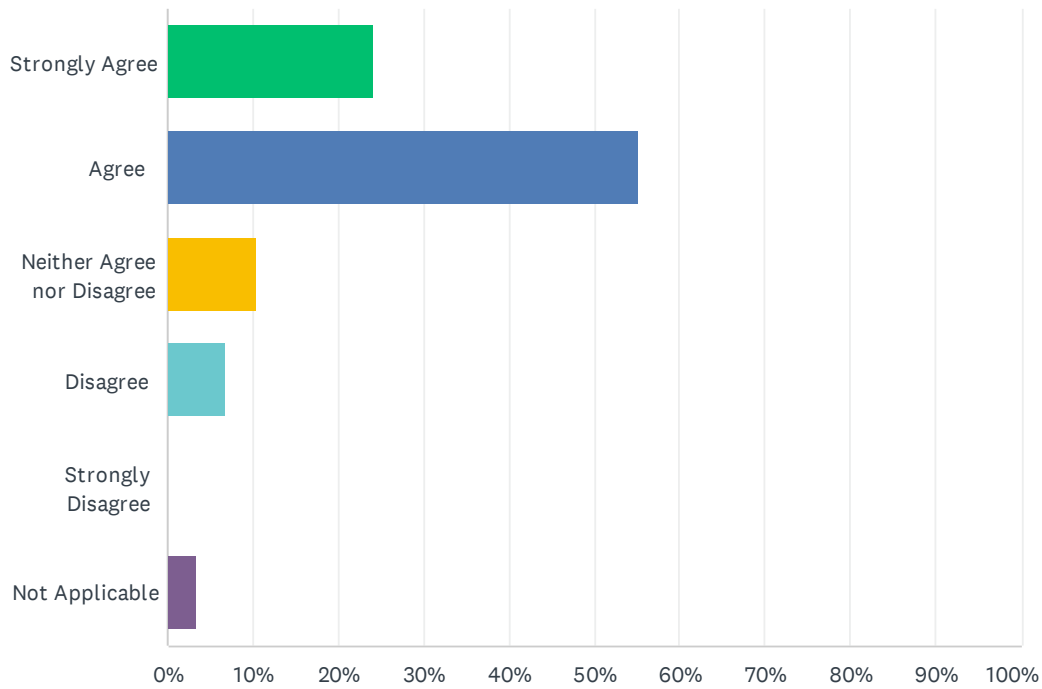
Answered: 29 Skipped: 41



ANSWER CHOICES	RESPONSES	
Strongly Agree	24.14%	7
Agree	37.93%	11
Neither Agree nor Disagree	20.69%	6
Disagree	6.90%	2
Strongly Disagree	3.45%	1
Not Applicable	6.90%	2
TOTAL		29

Q18 Wayland prepared me for my current employment.

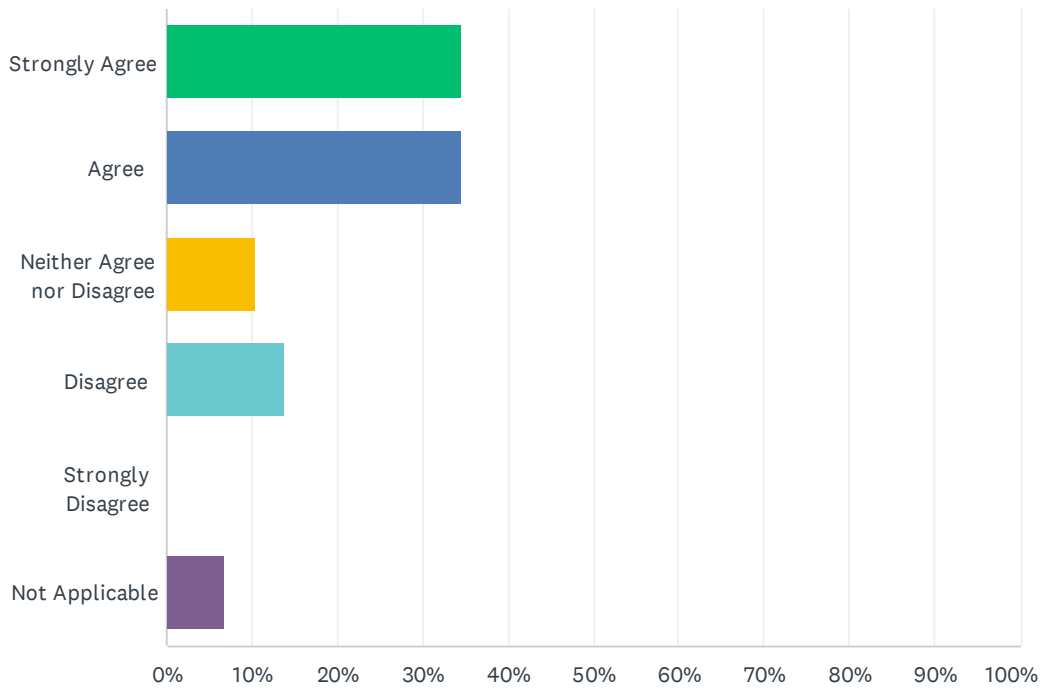
Answered: 29 Skipped: 41



ANSWER CHOICES	RESPONSES	
Strongly Agree	24.14%	7
Agree	55.17%	16
Neither Agree nor Disagree	10.34%	3
Disagree	6.90%	2
Strongly Disagree	0.00%	0
Not Applicable	3.45%	1
TOTAL		29

Q19 My current job is appropriate for the degree obtained.

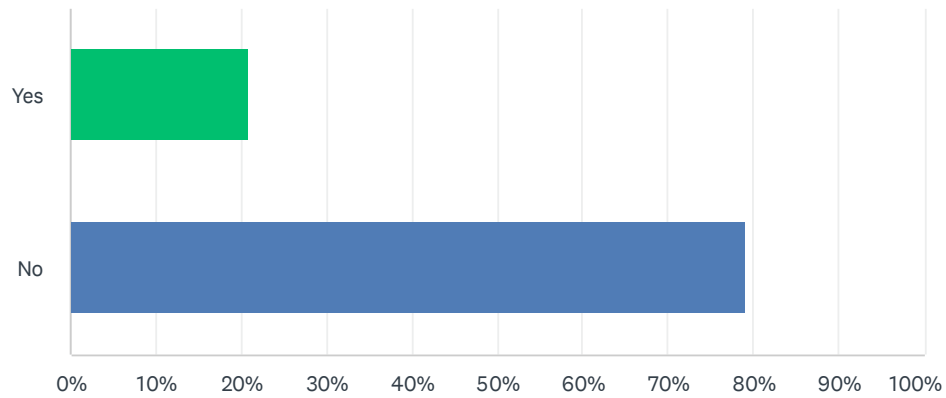
Answered: 29 Skipped: 41



ANSWER CHOICES	RESPONSES	
Strongly Agree	34.48%	10
Agree	34.48%	10
Neither Agree nor Disagree	10.34%	3
Disagree	13.79%	4
Strongly Disagree	0.00%	0
Not Applicable	6.90%	2
TOTAL		29

Q20 Did you continue your formal education after leaving Wayland?

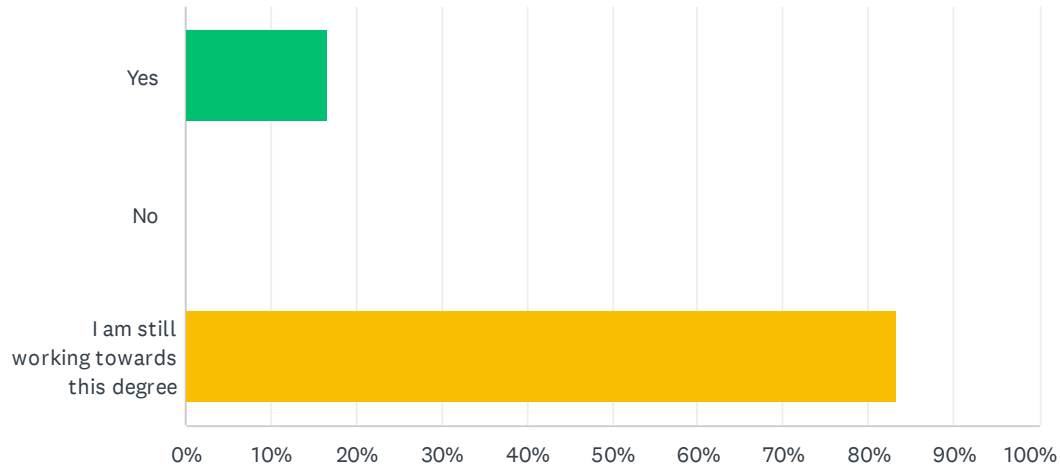
Answered: 67 Skipped: 3



ANSWER CHOICES	RESPONSES	
Yes	20.90%	14
No	79.10%	53
TOTAL		67

Q23 Did you graduate?

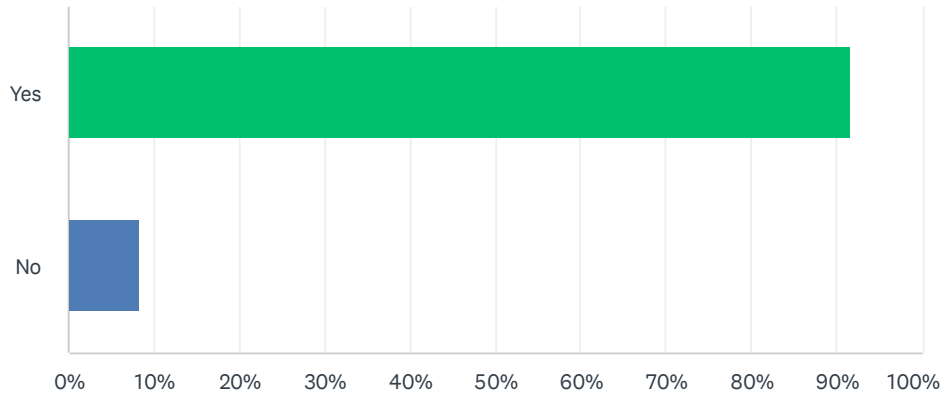
Answered: 12 Skipped: 58



ANSWER CHOICES	RESPONSES	
Yes	16.67%	2
No	0.00%	0
I am still working towards this degree	83.33%	10
TOTAL		12

Q24 Did your education at Wayland prepare you for additional education?

Answered: 12 Skipped: 58



ANSWER CHOICES	RESPONSES	
Yes	91.67%	11
No	8.33%	1
TOTAL		12