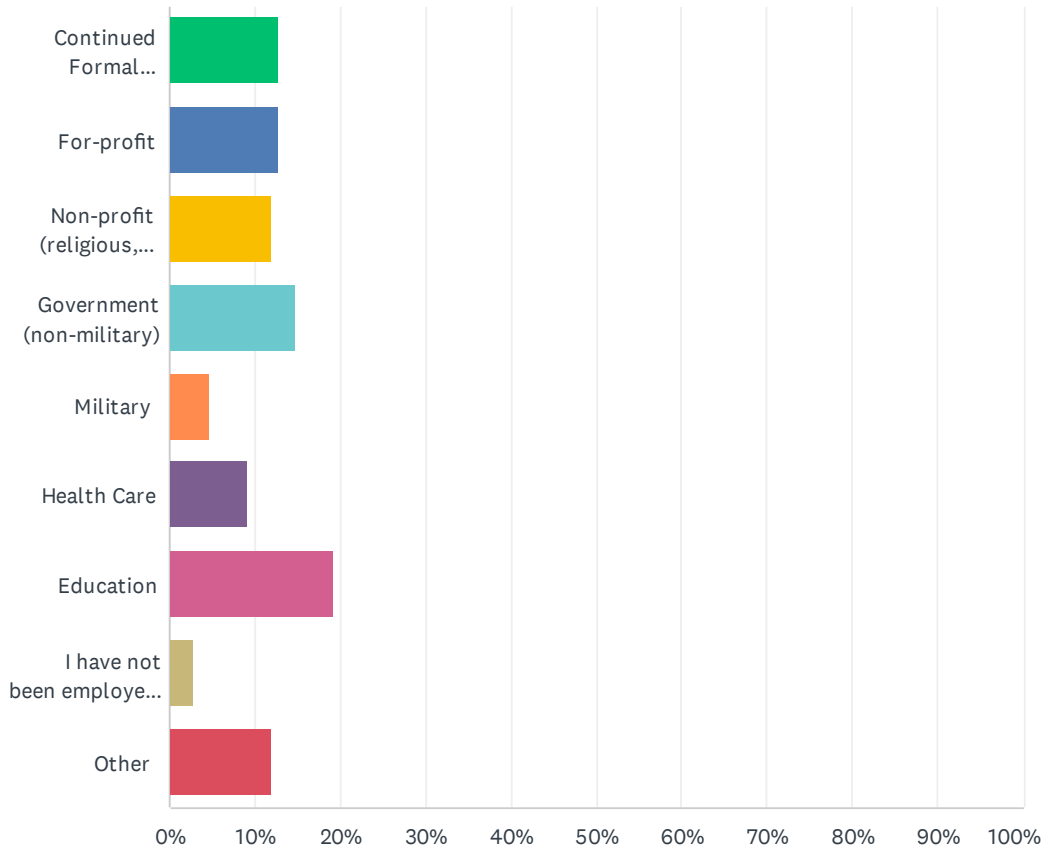


Q11 Which best describes your first job (including formal education) after graduating from Wayland?

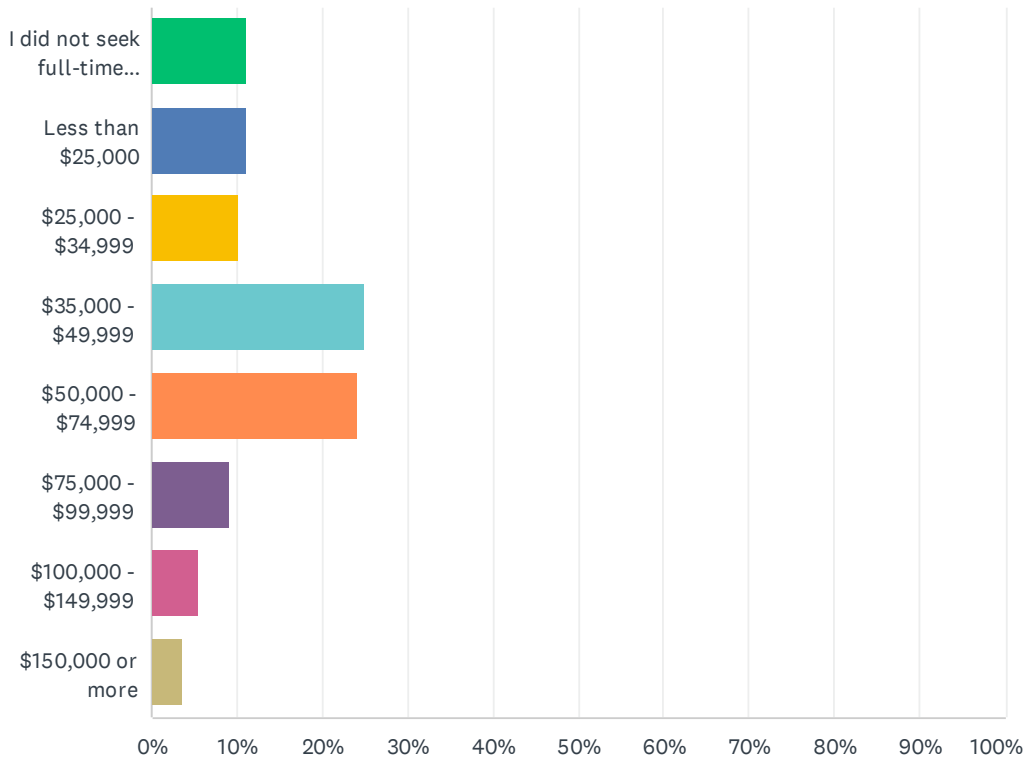
Answered: 109 Skipped: 4



ANSWER CHOICES	RESPONSES	
Continued Formal Education (graduate/professional school)	12.84%	14
For-profit	12.84%	14
Non-profit (religious, arts, social assistance, etc.)	11.93%	13
Government (non-military)	14.68%	16
Military	4.59%	5
Health Care	9.17%	10
Education	19.27%	21
I have not been employed since graduating from Wayland	2.75%	3
Other	11.93%	13
TOTAL		109

Q12 What was your annual salary/income (before taxes) in the first job you held after graduating from Wayland? This information will be used for statistical purposes only.

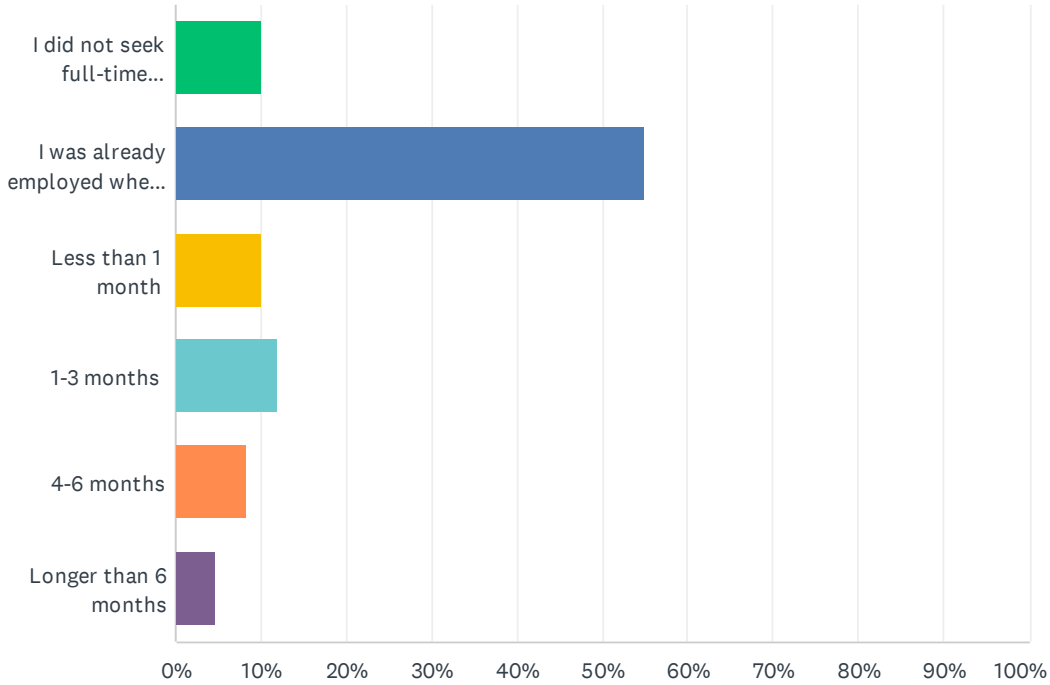
Answered: 108 Skipped: 5



ANSWER CHOICES	RESPONSES	
I did not seek full-time employment	11.11%	12
Less than \$25,000	11.11%	12
\$25,000 - \$34,999	10.19%	11
\$35,000 - \$49,999	25.00%	27
\$50,000 - \$74,999	24.07%	26
\$75,000 - \$99,999	9.26%	10
\$100,000 - \$149,999	5.56%	6
\$150,000 or more	3.70%	4
TOTAL		108

Q13 How long did it take you to find your first job after graduating from Wayland?

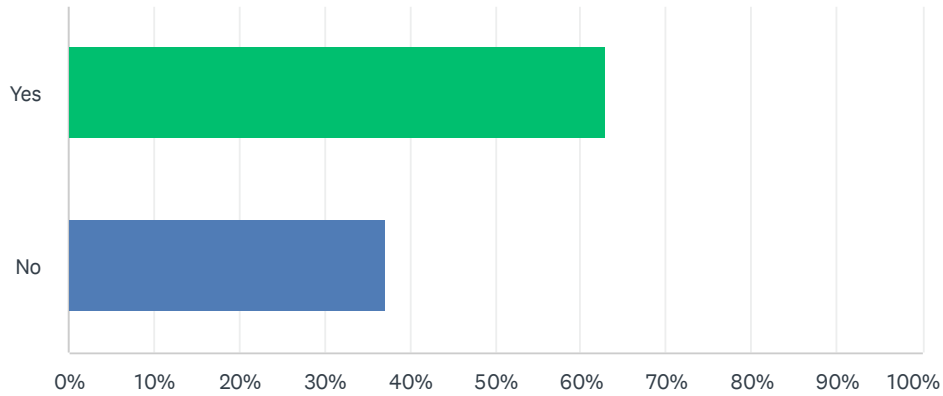
Answered: 109 Skipped: 4



ANSWER CHOICES	RESPONSES	
I did not seek full-time employment	10.09%	11
I was already employed when I graduated	55.05%	60
Less than 1 month	10.09%	11
1-3 months	11.93%	13
4-6 months	8.26%	9
Longer than 6 months	4.59%	5
TOTAL		109

Q14 Do you still have this same job? If you have been promoted, mark "no."

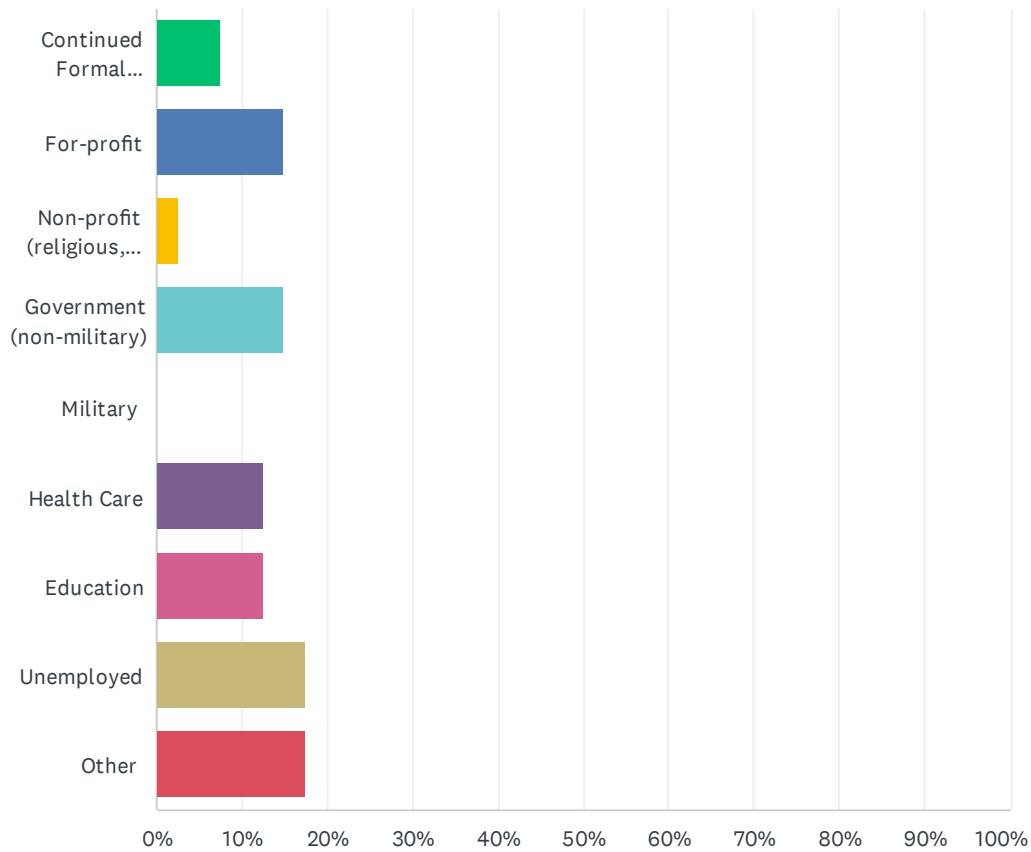
Answered: 108 Skipped: 5



ANSWER CHOICES	RESPONSES	
Yes	62.96%	68
No	37.04%	40
TOTAL		108

Q15 Which best describes your current job (including formal education)?

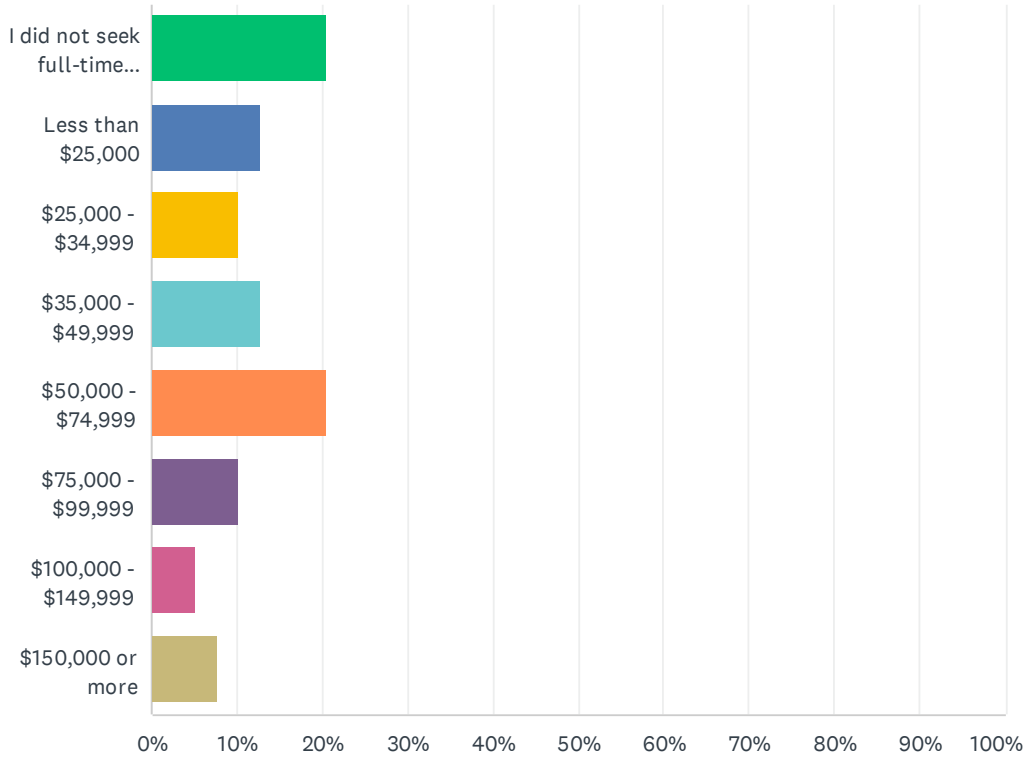
Answered: 40 Skipped: 73



ANSWER CHOICES	RESPONSES	
Continued Formal Education (graduate/professional school)	7.50%	3
For-profit	15.00%	6
Non-profit (religious, arts, social assistance, etc.)	2.50%	1
Government (non-military)	15.00%	6
Military	0.00%	0
Health Care	12.50%	5
Education	12.50%	5
Unemployed	17.50%	7
Other	17.50%	7
TOTAL		40

Q16 What was your annual salary/income (before taxes) in your current job? This information will be used for statistical purposes only.

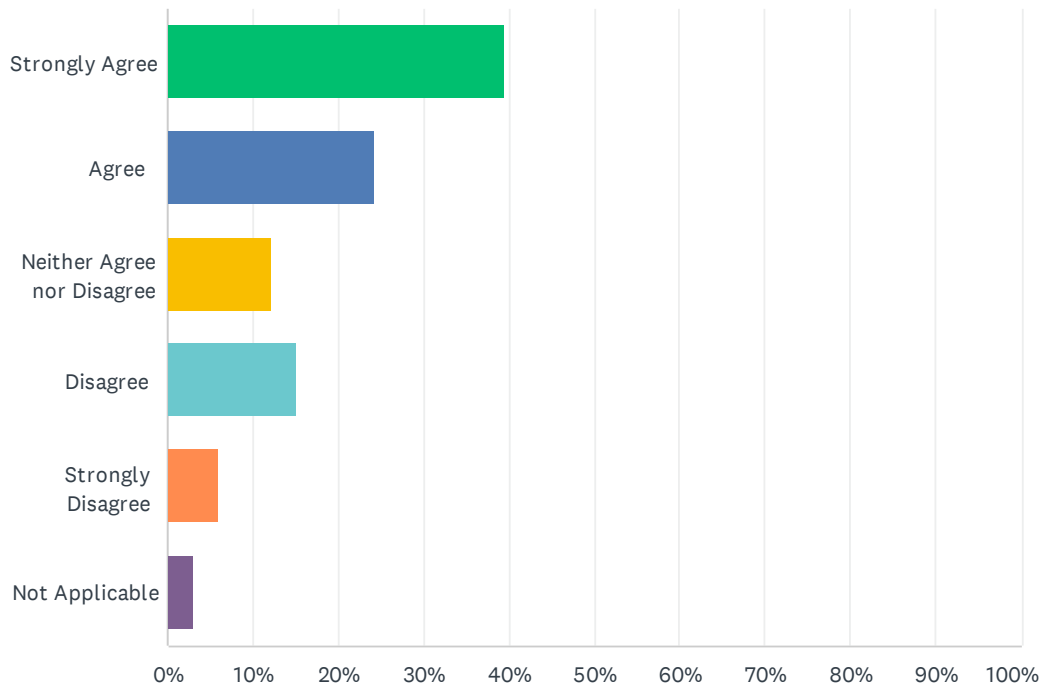
Answered: 39 Skipped: 74



ANSWER CHOICES	RESPONSES	
I did not seek full-time employment	20.51%	8
Less than \$25,000	12.82%	5
\$25,000 - \$34,999	10.26%	4
\$35,000 - \$49,999	12.82%	5
\$50,000 - \$74,999	20.51%	8
\$75,000 - \$99,999	10.26%	4
\$100,000 - \$149,999	5.13%	2
\$150,000 or more	7.69%	3
TOTAL		39

Q17 My current job is directly related to my academic major.

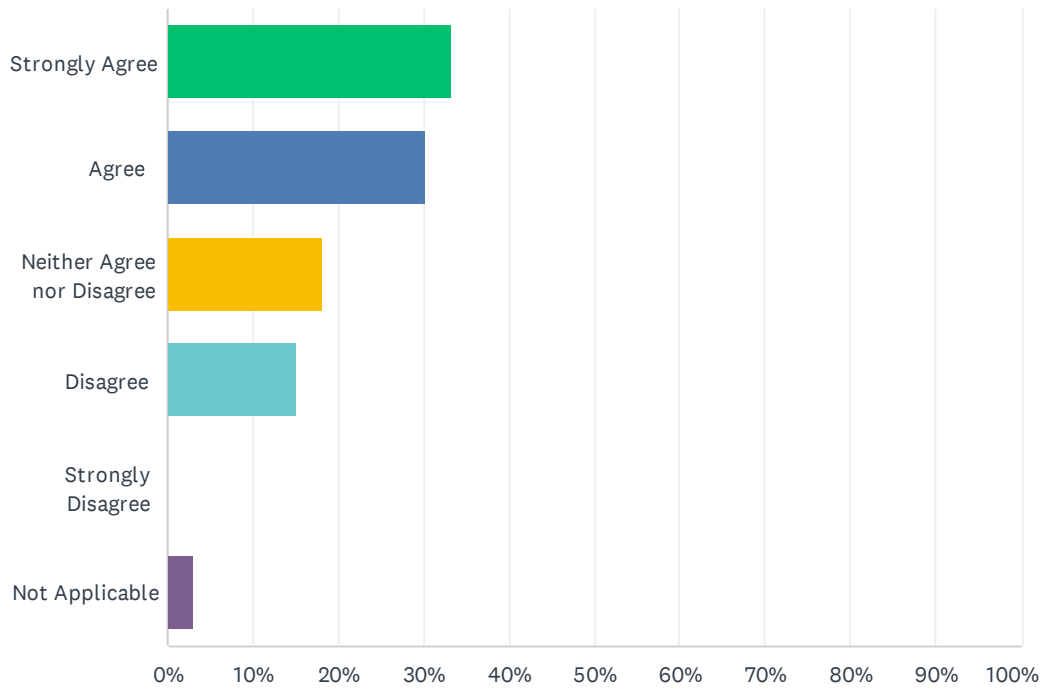
Answered: 33 Skipped: 80



ANSWER CHOICES	RESPONSES	
Strongly Agree	39.39%	13
Agree	24.24%	8
Neither Agree nor Disagree	12.12%	4
Disagree	15.15%	5
Strongly Disagree	6.06%	2
Not Applicable	3.03%	1
TOTAL		33

Q18 Wayland prepared me for my current employment.

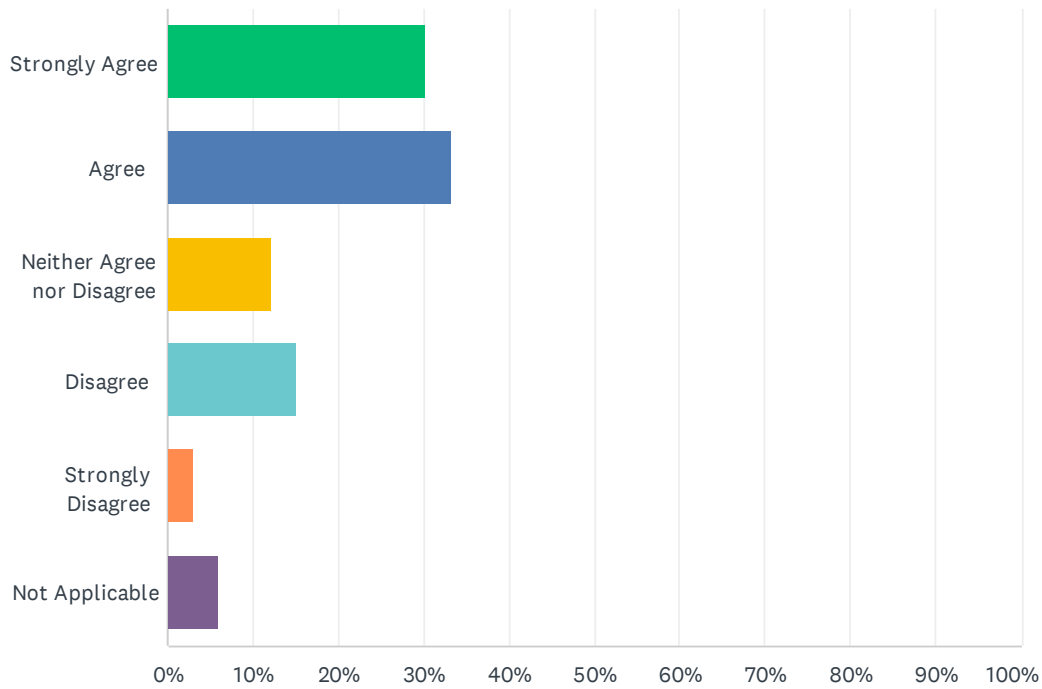
Answered: 33 Skipped: 80



ANSWER CHOICES	RESPONSES	
Strongly Agree	33.33%	11
Agree	30.30%	10
Neither Agree nor Disagree	18.18%	6
Disagree	15.15%	5
Strongly Disagree	0.00%	0
Not Applicable	3.03%	1
TOTAL		33

Q19 My current job is appropriate for the degree obtained.

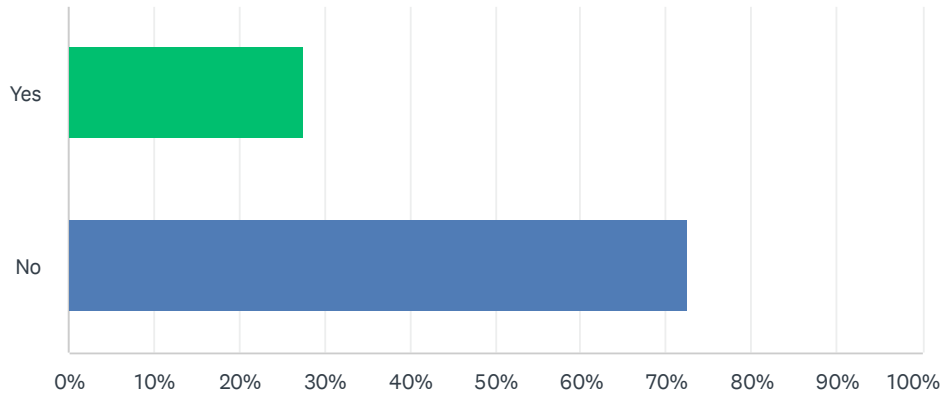
Answered: 33 Skipped: 80



ANSWER CHOICES	RESPONSES	
Strongly Agree	30.30%	10
Agree	33.33%	11
Neither Agree nor Disagree	12.12%	4
Disagree	15.15%	5
Strongly Disagree	3.03%	1
Not Applicable	6.06%	2
TOTAL		33

Q20 Did you continue your formal education after leaving Wayland?

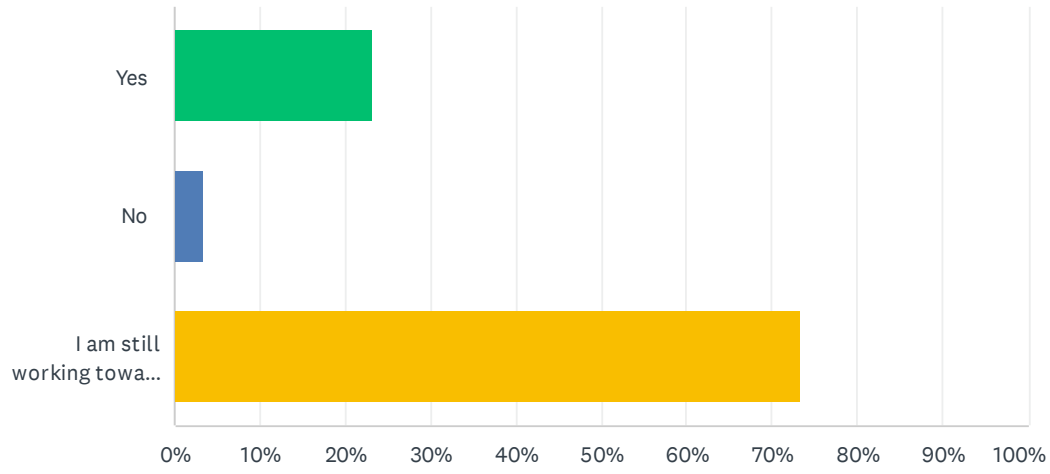
Answered: 109 Skipped: 4



ANSWER CHOICES	RESPONSES	
Yes	27.52%	30
No	72.48%	79
TOTAL		109

Q23 Did you graduate?

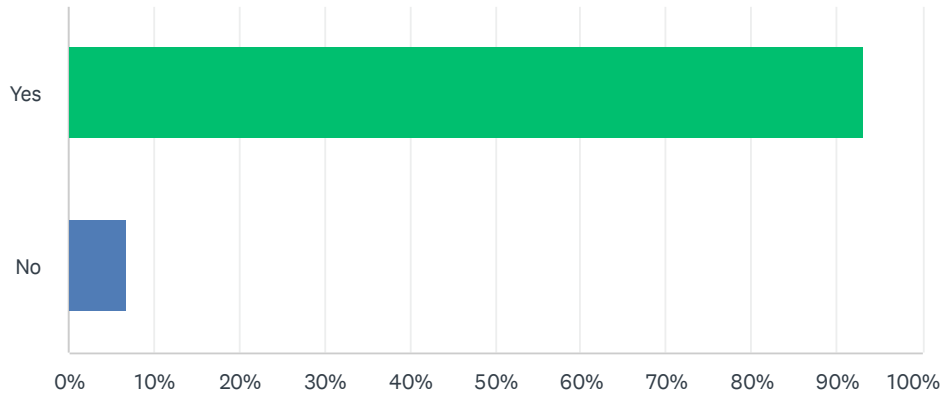
Answered: 30 Skipped: 83



ANSWER CHOICES	RESPONSES	
Yes	23.33%	7
No	3.33%	1
I am still working towards this degree	73.33%	22
TOTAL		30

Q24 Did your education at Wayland prepare you for additional education?

Answered: 29 Skipped: 84



ANSWER CHOICES	RESPONSES	
Yes	93.10%	27
No	6.90%	2
TOTAL		29