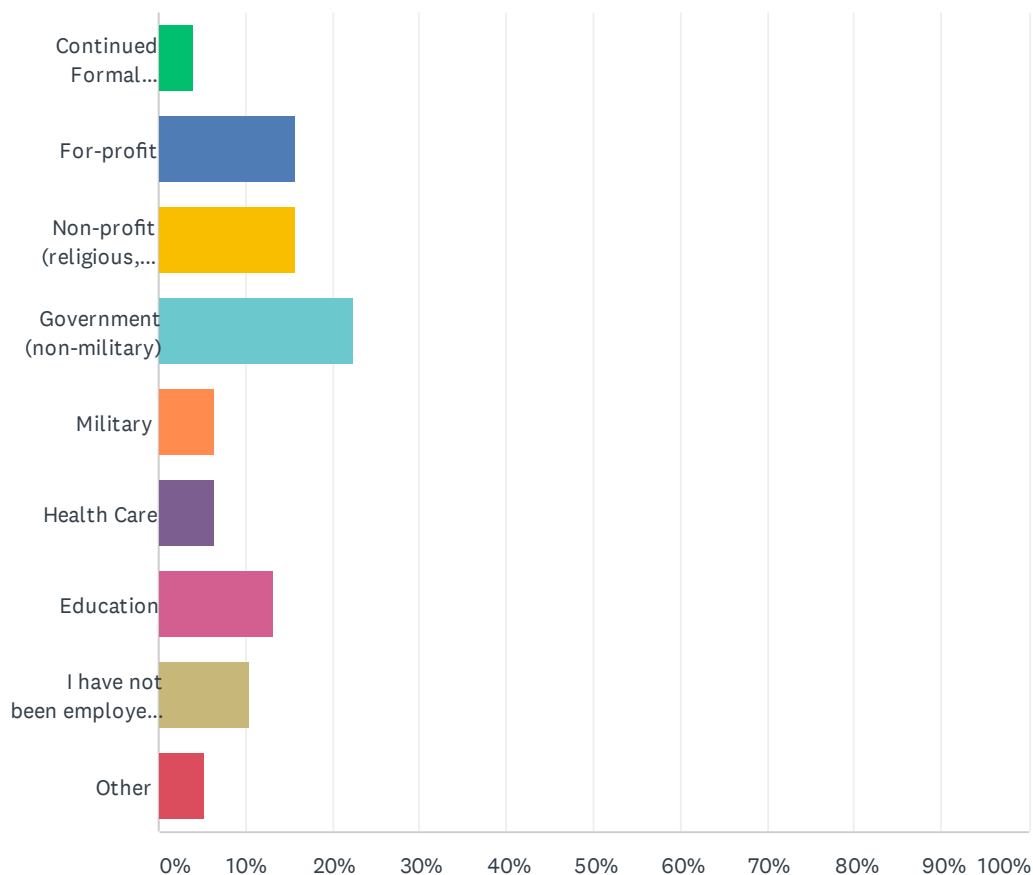


Q11 Which best describes your first job (including formal education) after graduating from Wayland?

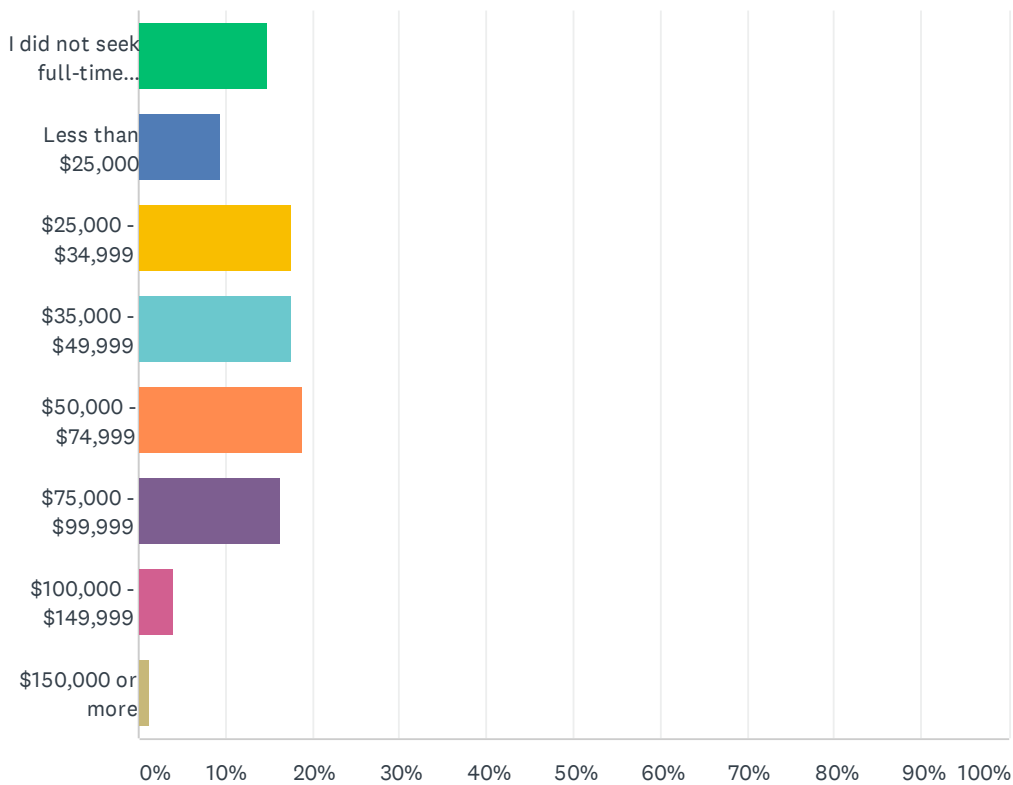
Answered: 76 Skipped: 2



ANSWER CHOICES	RESPONSES	
Continued Formal Education (graduate/professional school)	3.95%	3
For-profit	15.79%	12
Non-profit (religious, arts, social assistance, etc.)	15.79%	12
Government (non-military)	22.37%	17
Military	6.58%	5
Health Care	6.58%	5
Education	13.16%	10
I have not been employed since graduating from Wayland	10.53%	8
Other	5.26%	4
TOTAL		76

Q12 What was your annual salary/income (before taxes) in the first job you held after graduating from Wayland? This information will be used for statistical purposes only.

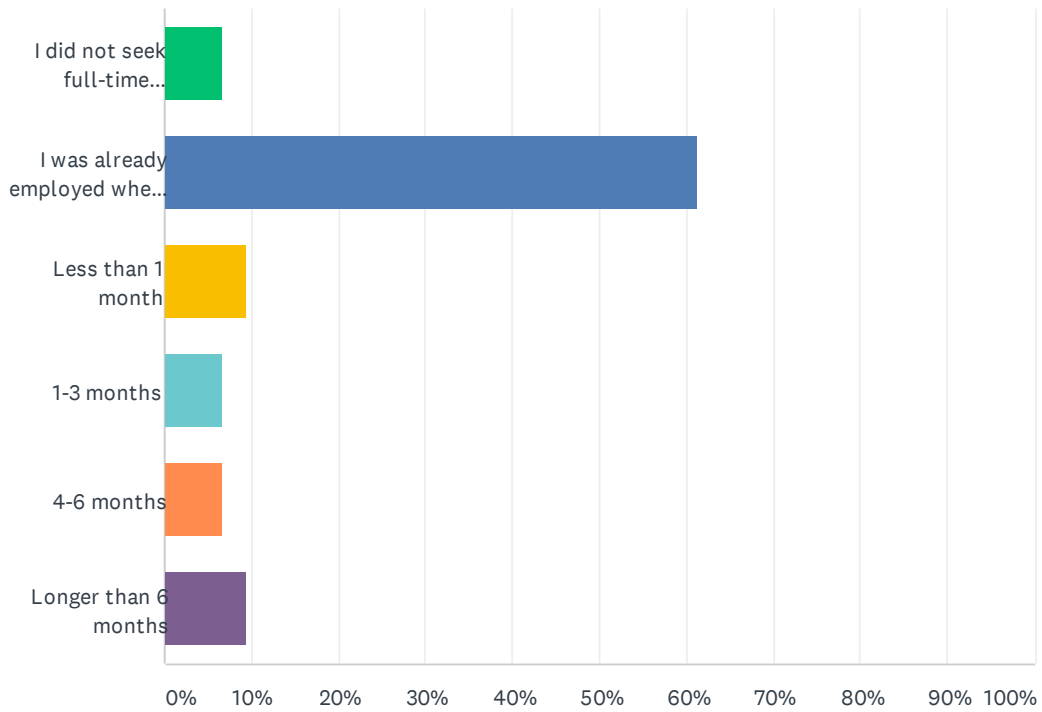
Answered: 74 Skipped: 4



ANSWER CHOICES	RESPONSES	
I did not seek full-time employment	14.86%	11
Less than \$25,000	9.46%	7
\$25,000 - \$34,999	17.57%	13
\$35,000 - \$49,999	17.57%	13
\$50,000 - \$74,999	18.92%	14
\$75,000 - \$99,999	16.22%	12
\$100,000 - \$149,999	4.05%	3
\$150,000 or more	1.35%	1
TOTAL		74

Q13 How long did it take you to find your first job after graduating from Wayland?

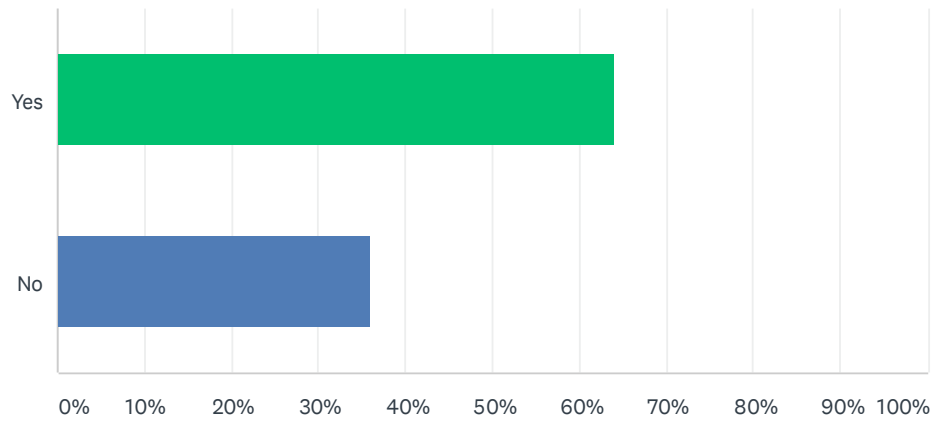
Answered: 75 Skipped: 3



ANSWER CHOICES	RESPONSES	
I did not seek full-time employment	6.67%	5
I was already employed when I graduated	61.33%	46
Less than 1 month	9.33%	7
1-3 months	6.67%	5
4-6 months	6.67%	5
Longer than 6 months	9.33%	7
TOTAL		75

Q14 Do you still have this same job? If you have been promoted, mark "no."

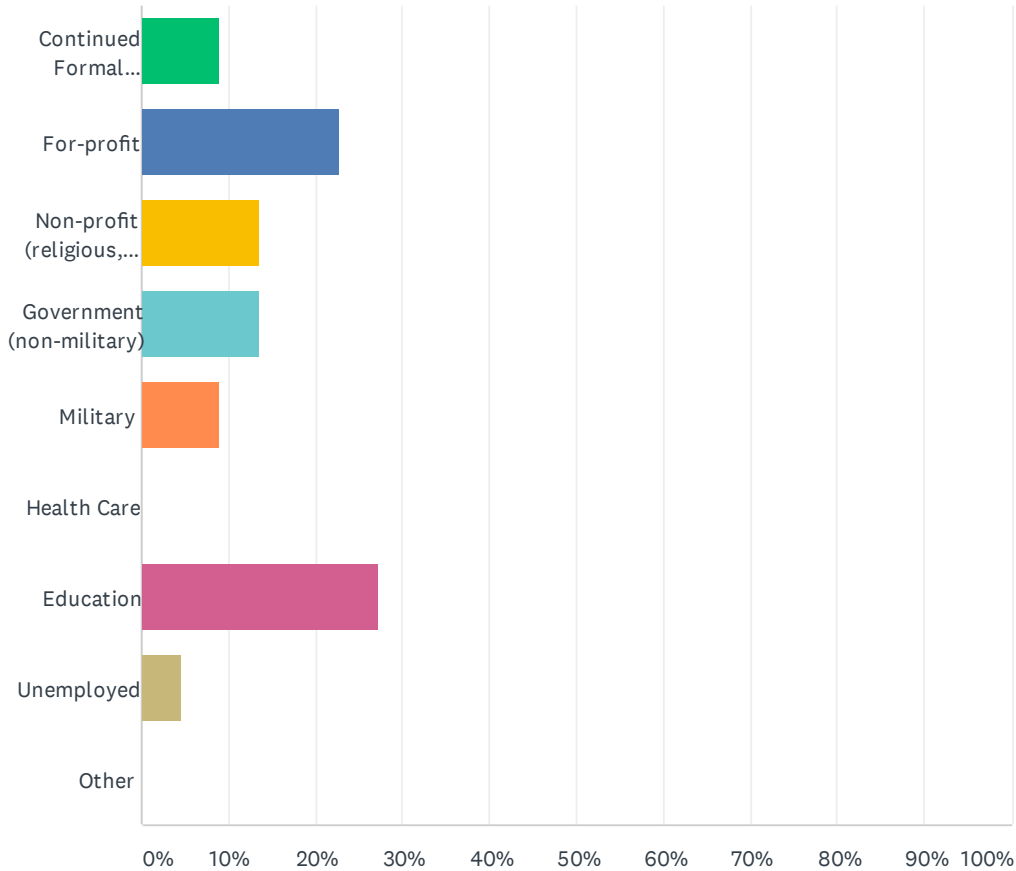
Answered: 75 Skipped: 3



ANSWER CHOICES	RESPONSES	
Yes	64.00%	48
No	36.00%	27
TOTAL		75

Q15 Which best describes your current job (including formal education)?

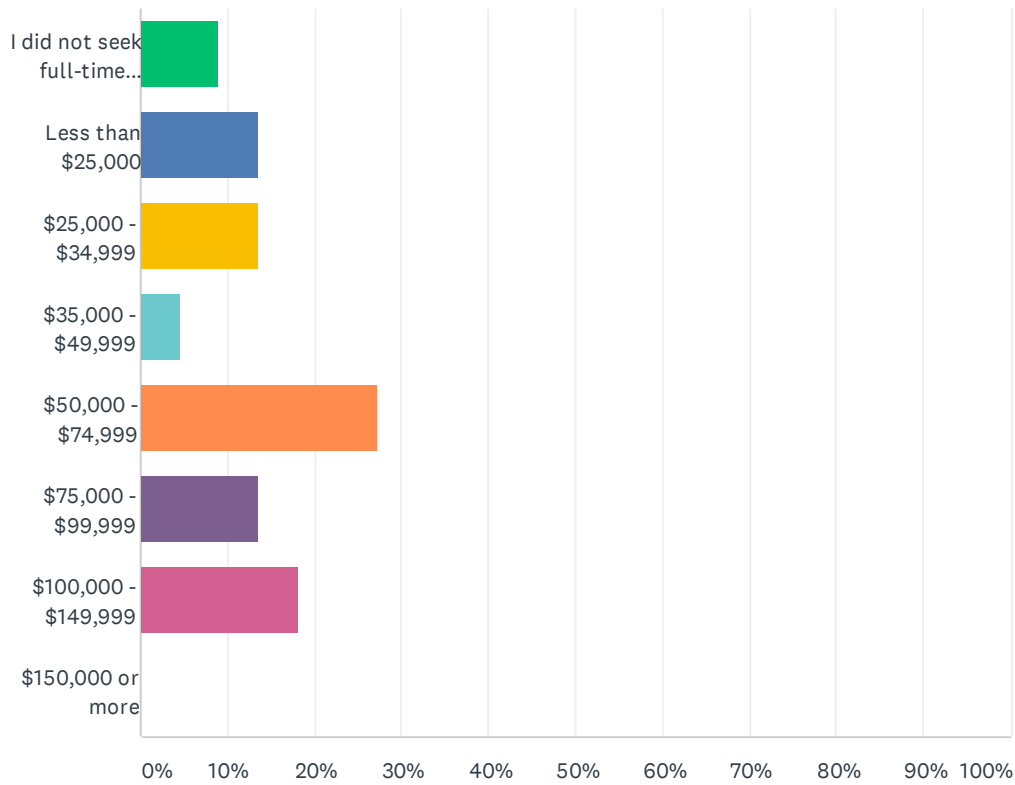
Answered: 22 Skipped: 56



ANSWER CHOICES	RESPONSES	
Continued Formal Education (graduate/professional school)	9.09%	2
For-profit	22.73%	5
Non-profit (religious, arts, social assistance, etc.)	13.64%	3
Government (non-military)	13.64%	3
Military	9.09%	2
Health Care	0.00%	0
Education	27.27%	6
Unemployed	4.55%	1
Other	0.00%	0
TOTAL		22

Q16 What was your annual salary/income (before taxes) in your current job? This information will be used for statistical purposes only.

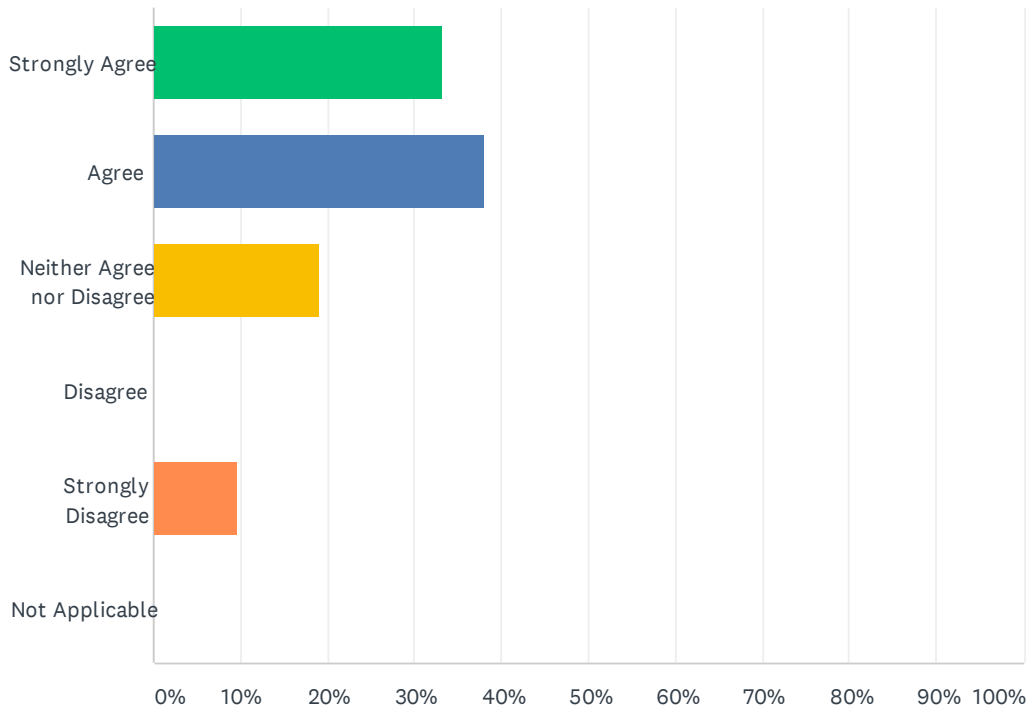
Answered: 22 Skipped: 56



ANSWER CHOICES	RESPONSES	
I did not seek full-time employment	9.09%	2
Less than \$25,000	13.64%	3
\$25,000 - \$34,999	13.64%	3
\$35,000 - \$49,999	4.55%	1
\$50,000 - \$74,999	27.27%	6
\$75,000 - \$99,999	13.64%	3
\$100,000 - \$149,999	18.18%	4
\$150,000 or more	0.00%	0
TOTAL		22

Q17 My current job is directly related to my academic major.

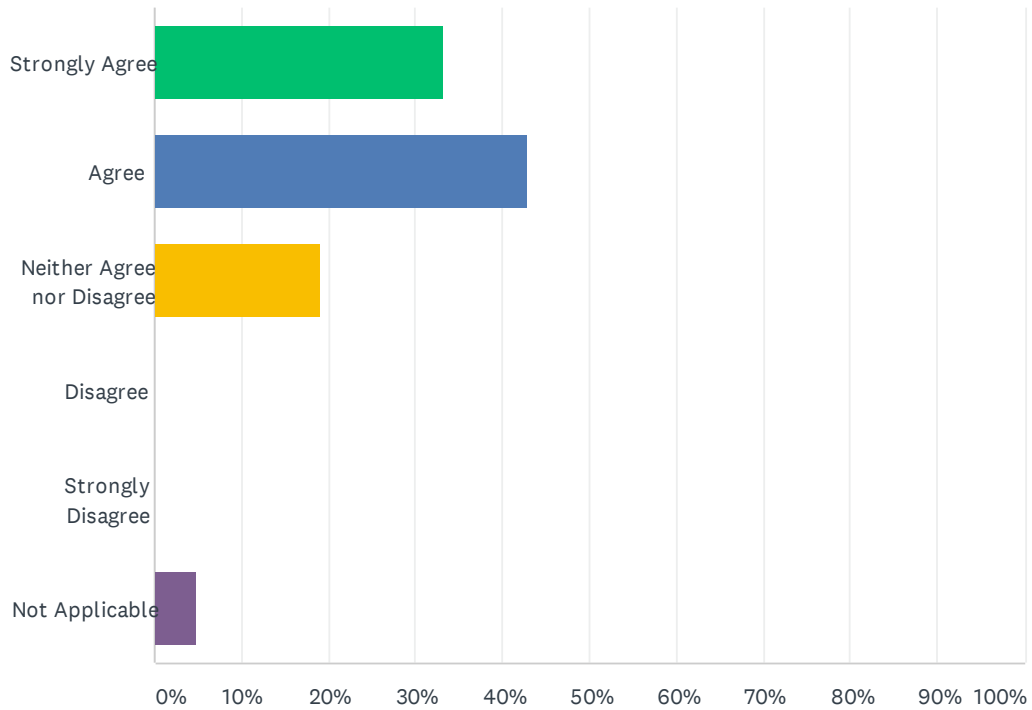
Answered: 21 Skipped: 57



ANSWER CHOICES	RESPONSES	
Strongly Agree	33.33%	7
Agree	38.10%	8
Neither Agree nor Disagree	19.05%	4
Disagree	0.00%	0
Strongly Disagree	9.52%	2
Not Applicable	0.00%	0
TOTAL		21

Q18 Wayland prepared me for my current employment.

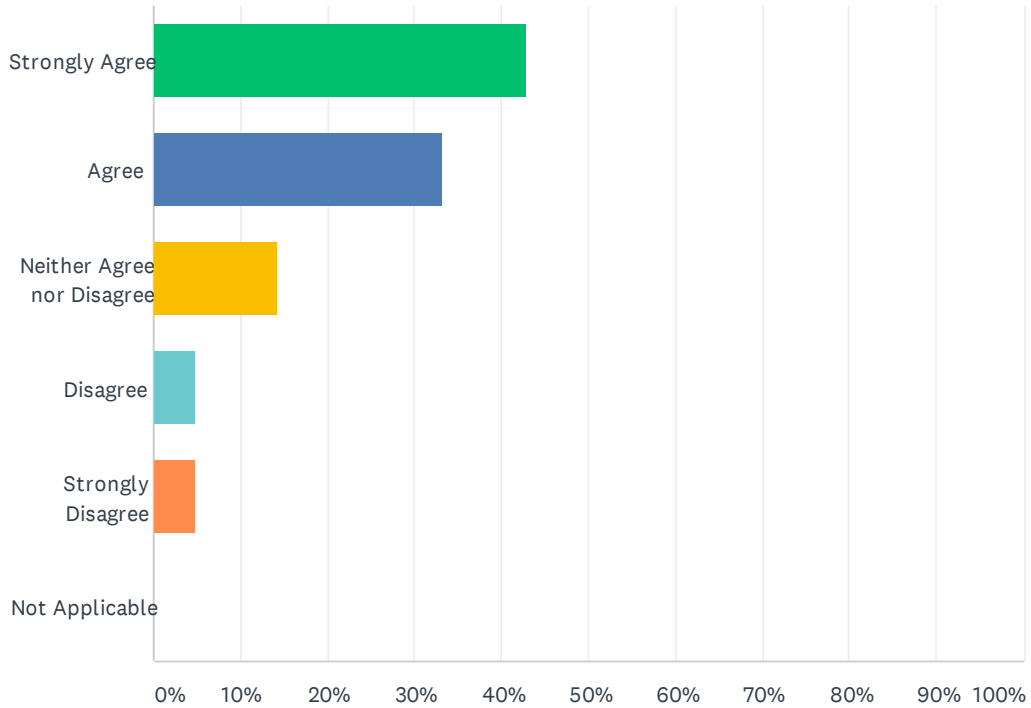
Answered: 21 Skipped: 57



ANSWER CHOICES	RESPONSES
Strongly Agree	33.33% 7
Agree	42.86% 9
Neither Agree nor Disagree	19.05% 4
Disagree	0.00% 0
Strongly Disagree	0.00% 0
Not Applicable	4.76% 1
TOTAL	21

Q19 My current job is appropriate for the degree obtained.

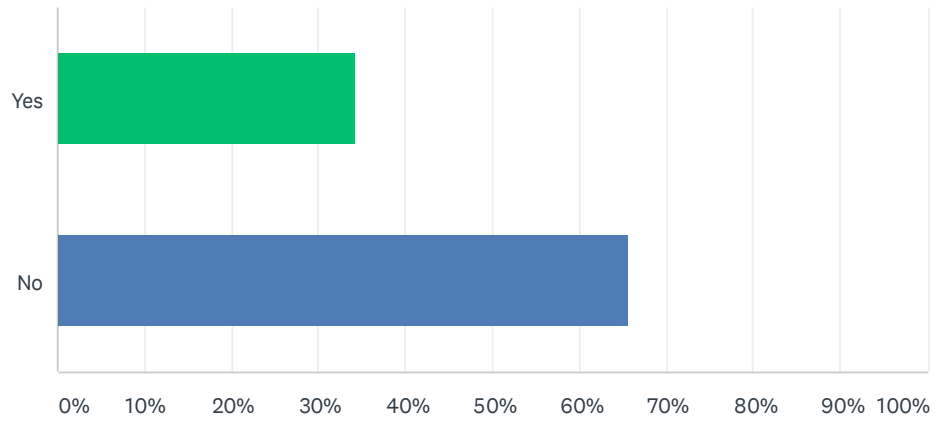
Answered: 21 Skipped: 57



ANSWER CHOICES	RESPONSES	
Strongly Agree	42.86%	9
Agree	33.33%	7
Neither Agree nor Disagree	14.29%	3
Disagree	4.76%	1
Strongly Disagree	4.76%	1
Not Applicable	0.00%	0
TOTAL		21

Q20 Did you continue your formal education after leaving Wayland?

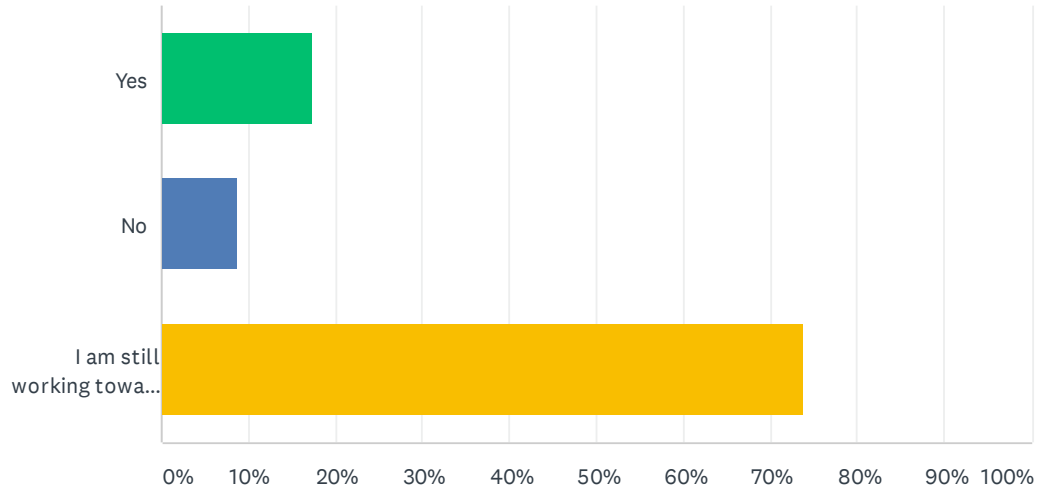
Answered: 76 Skipped: 2



ANSWER CHOICES	RESPONSES	
Yes	34.21%	26
No	65.79%	50
TOTAL		76

Q23 Did you graduate?

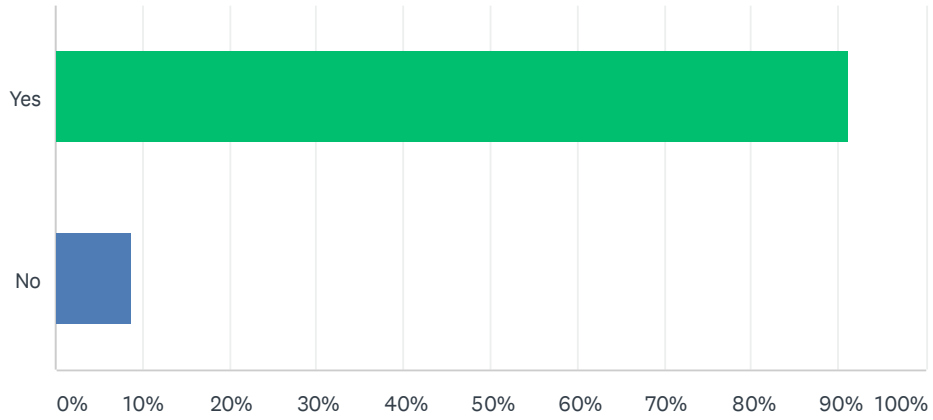
Answered: 23 Skipped: 55



ANSWER CHOICES	RESPONSES	
Yes	17.39%	4
No	8.70%	2
I am still working towards this degree	73.91%	17
TOTAL		23

Q24 Did your education at Wayland prepare you for additional education?

Answered: 23 Skipped: 55



ANSWER CHOICES	RESPONSES	
Yes	91.30%	21
No	8.70%	2
TOTAL		23