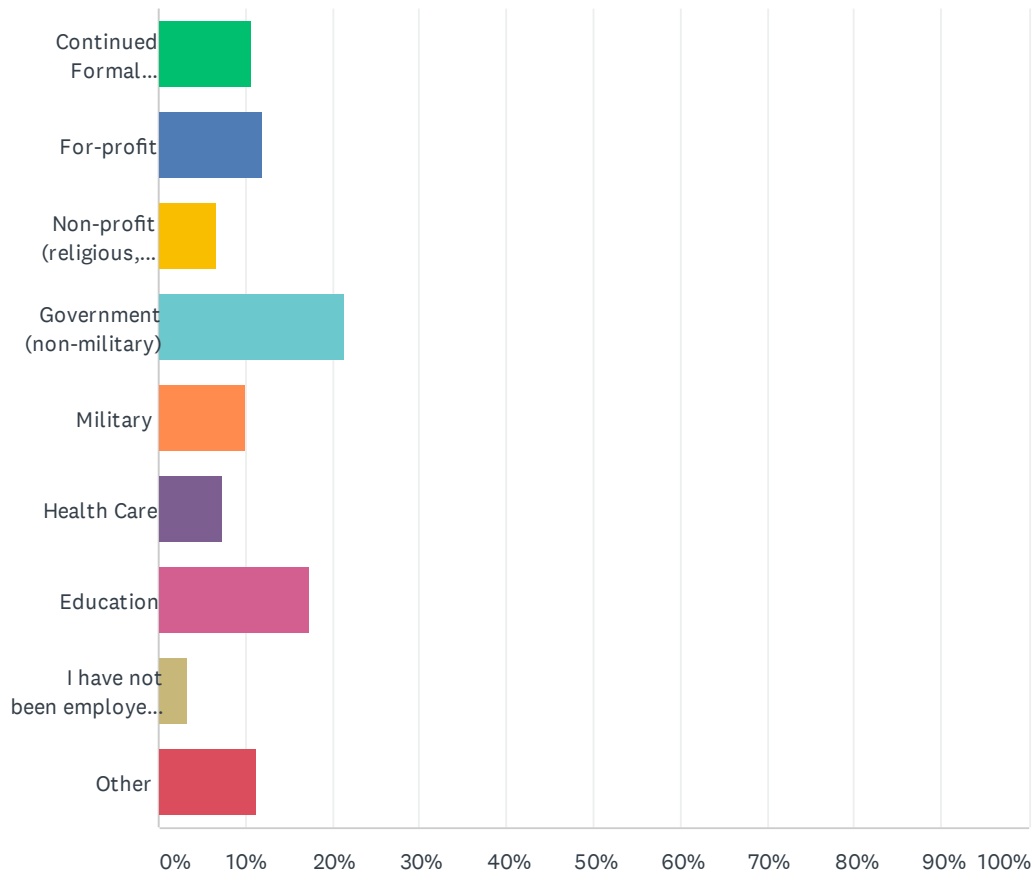


Q11 Which best describes your first job (including formal education) after graduating from Wayland?

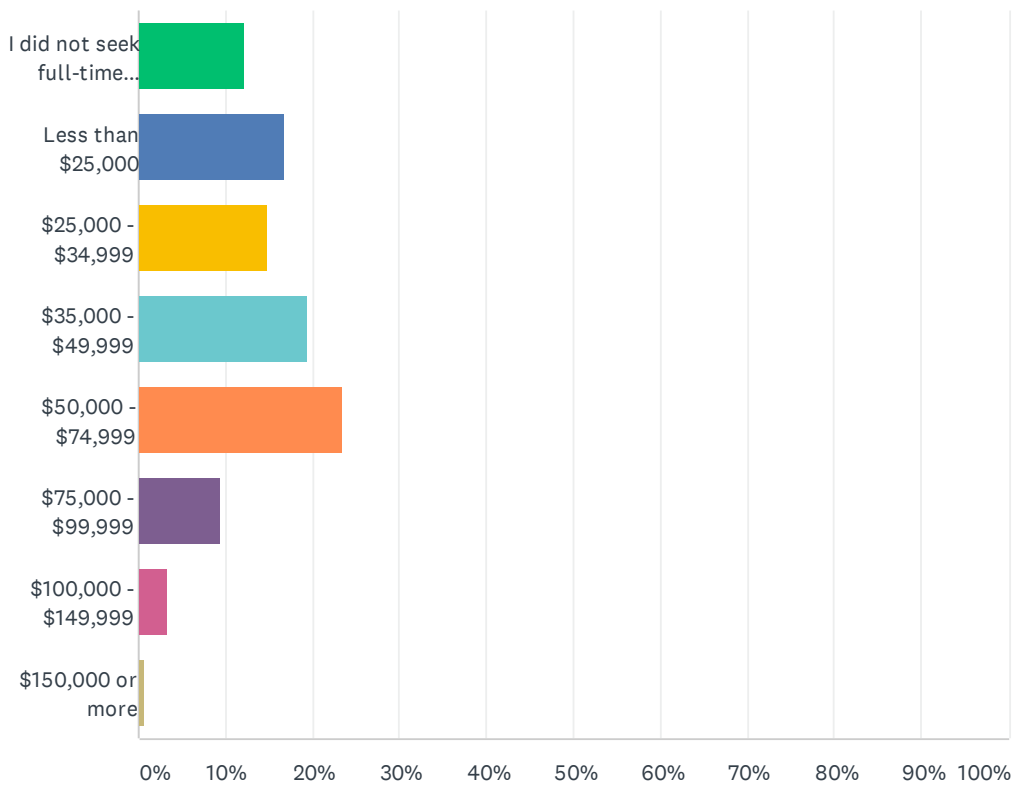
Answered: 150 Skipped: 11



ANSWER CHOICES	RESPONSES	
Continued Formal Education (graduate/professional school)	10.67%	16
For-profit	12.00%	18
Non-profit (religious, arts, social assistance, etc.)	6.67%	10
Government (non-military)	21.33%	32
Military	10.00%	15
Health Care	7.33%	11
Education	17.33%	26
I have not been employed since graduating from Wayland	3.33%	5
Other	11.33%	17
TOTAL		150

Q12 What was your annual salary/income (before taxes) in the first job you held after graduating from Wayland? This information will be used for statistical purposes only.

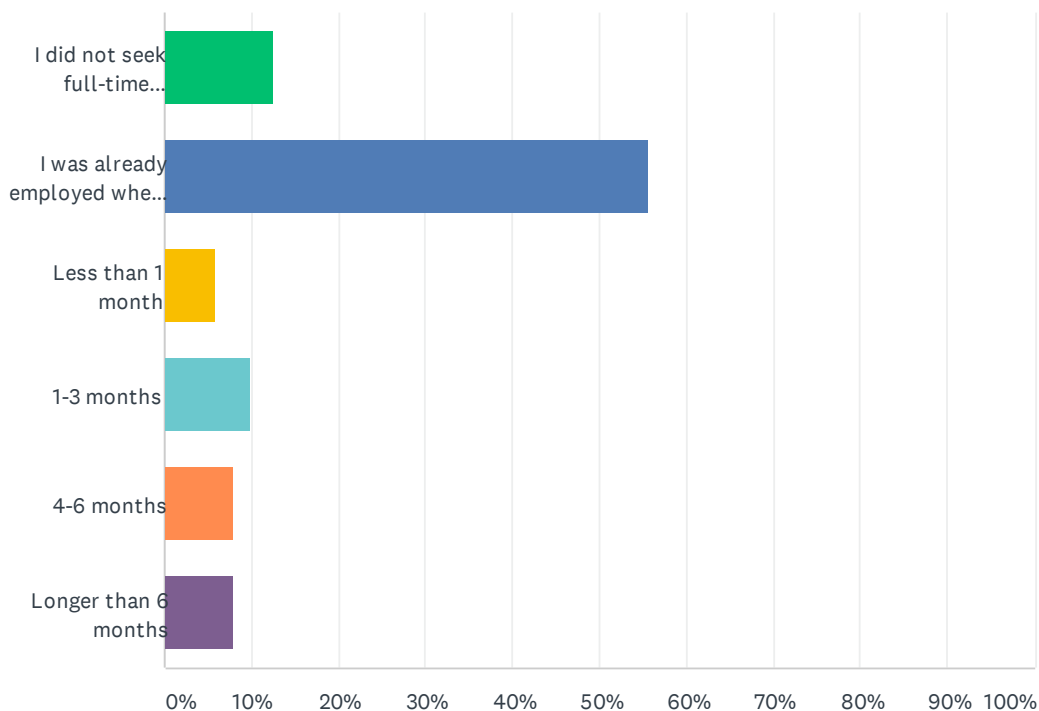
Answered: 149 Skipped: 12



ANSWER CHOICES	RESPONSES	
I did not seek full-time employment	12.08%	18
Less than \$25,000	16.78%	25
\$25,000 - \$34,999	14.77%	22
\$35,000 - \$49,999	19.46%	29
\$50,000 - \$74,999	23.49%	35
\$75,000 - \$99,999	9.40%	14
\$100,000 - \$149,999	3.36%	5
\$150,000 or more	0.67%	1
TOTAL		149

Q13 How long did it take you to find your first job after graduating from Wayland?

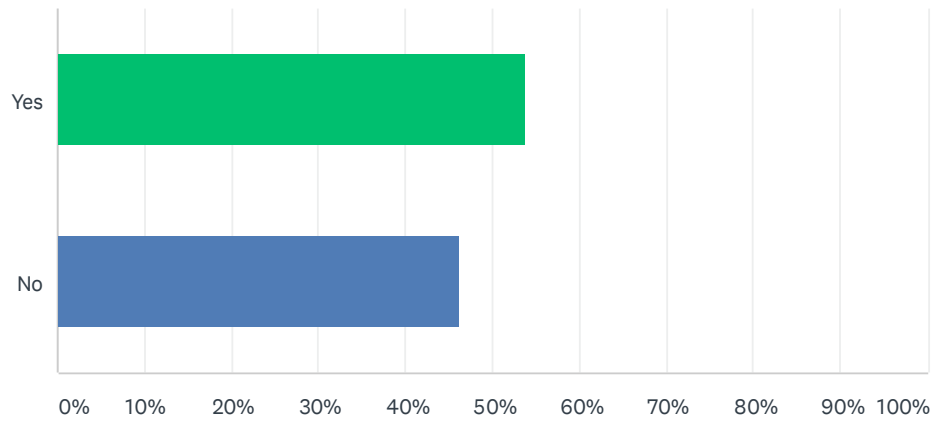
Answered: 151 Skipped: 10



ANSWER CHOICES	RESPONSES	
I did not seek full-time employment	12.58%	19
I was already employed when I graduated	55.63%	84
Less than 1 month	5.96%	9
1-3 months	9.93%	15
4-6 months	7.95%	12
Longer than 6 months	7.95%	12
TOTAL		151

Q14 Do you still have this same job? If you have been promoted, mark "no."

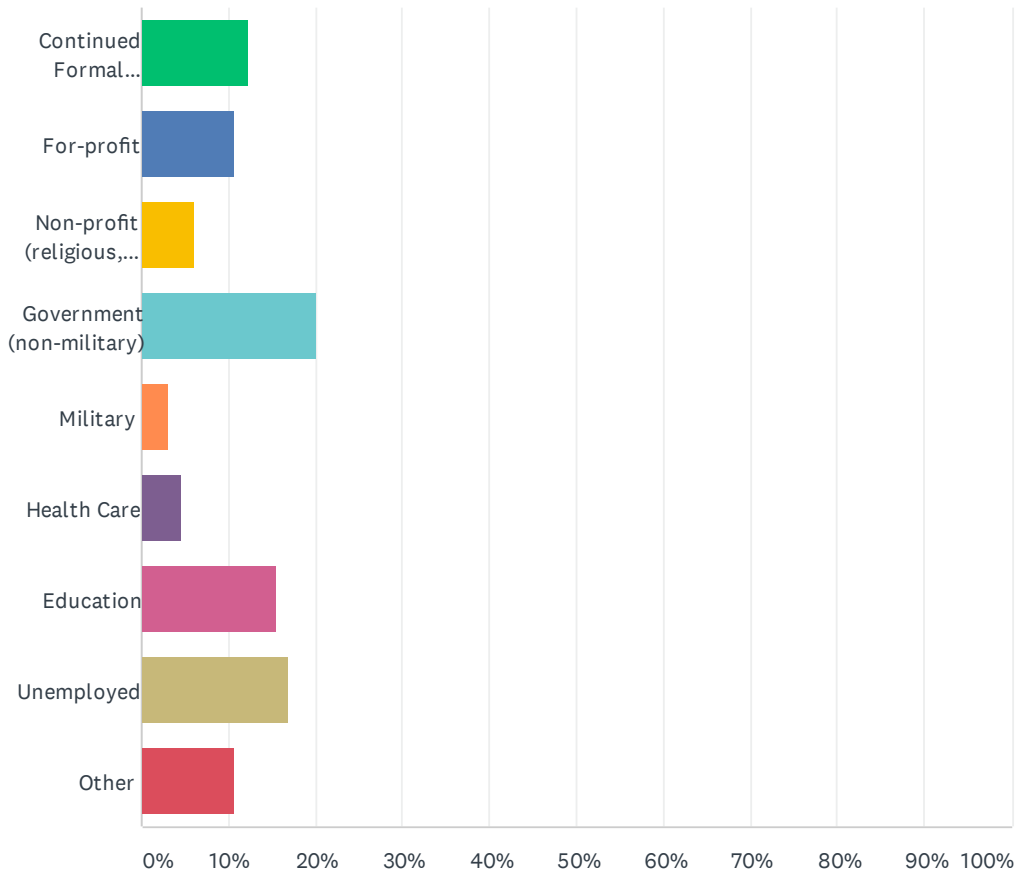
Answered: 149 Skipped: 12



ANSWER CHOICES		RESPONSES	
Yes		53.69%	80
No		46.31%	69
TOTAL			149

Q15 Which best describes your current job (including formal education)?

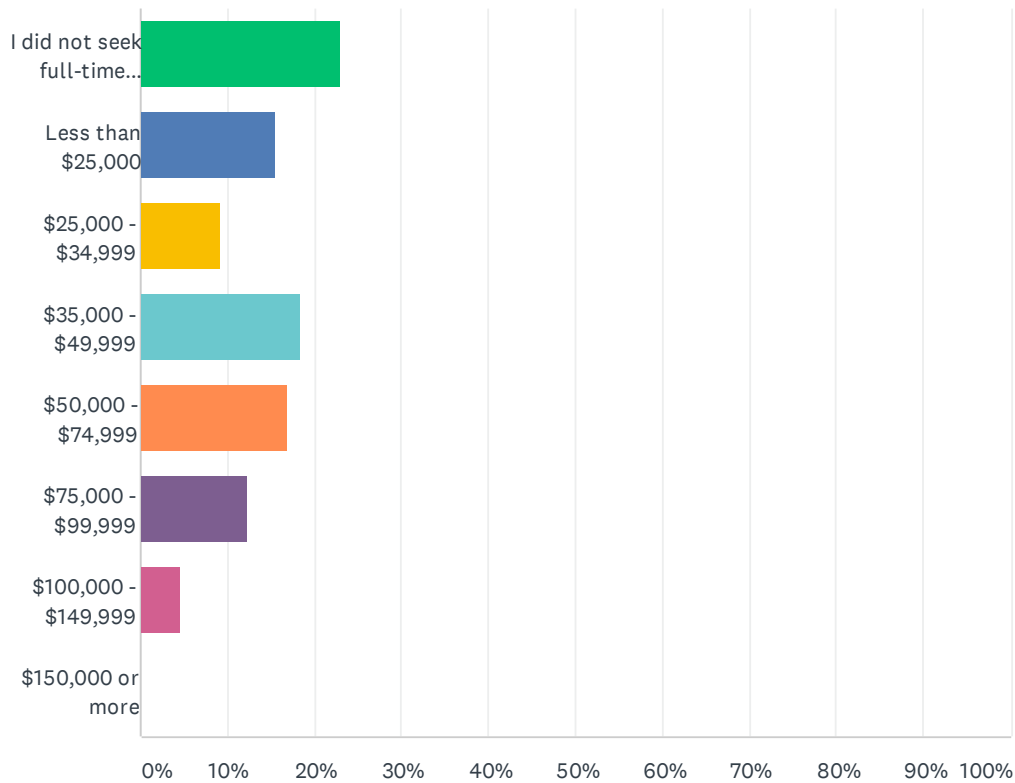
Answered: 65 Skipped: 96



ANSWER CHOICES	RESPONSES	
Continued Formal Education (graduate/professional school)	12.31%	8
For-profit	10.77%	7
Non-profit (religious, arts, social assistance, etc.)	6.15%	4
Government (non-military)	20.00%	13
Military	3.08%	2
Health Care	4.62%	3
Education	15.38%	10
Unemployed	16.92%	11
Other	10.77%	7
TOTAL		65

Q16 What was your annual salary/income (before taxes) in your current job? This information will be used for statistical purposes only.

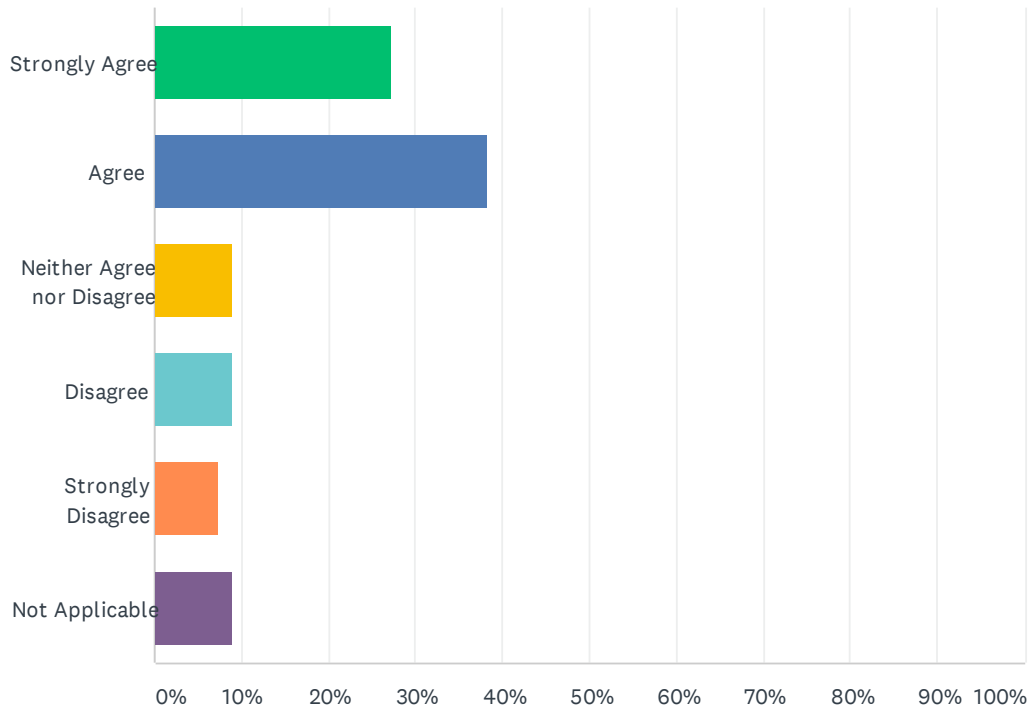
Answered: 65 Skipped: 96



ANSWER CHOICES	RESPONSES	
I did not seek full-time employment	23.08%	15
Less than \$25,000	15.38%	10
\$25,000 - \$34,999	9.23%	6
\$35,000 - \$49,999	18.46%	12
\$50,000 - \$74,999	16.92%	11
\$75,000 - \$99,999	12.31%	8
\$100,000 - \$149,999	4.62%	3
\$150,000 or more	0.00%	0
TOTAL		65

Q17 My current job is directly related to my academic major.

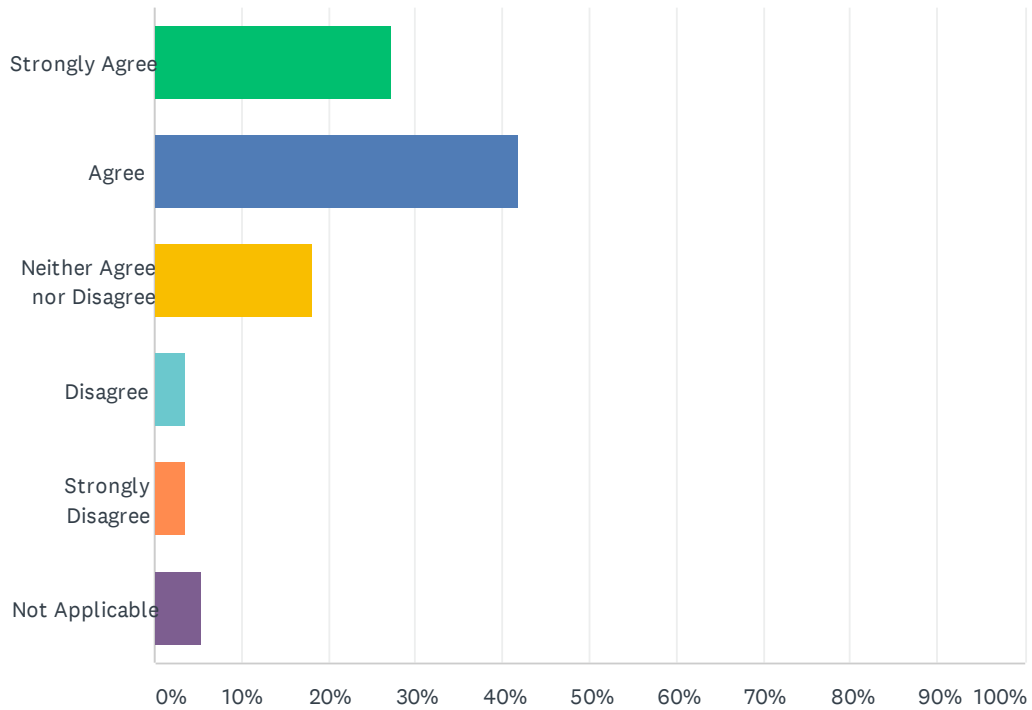
Answered: 55 Skipped: 106



ANSWER CHOICES	RESPONSES	
Strongly Agree	27.27%	15
Agree	38.18%	21
Neither Agree nor Disagree	9.09%	5
Disagree	9.09%	5
Strongly Disagree	7.27%	4
Not Applicable	9.09%	5
TOTAL		55

Q18 Wayland prepared me for my current employment.

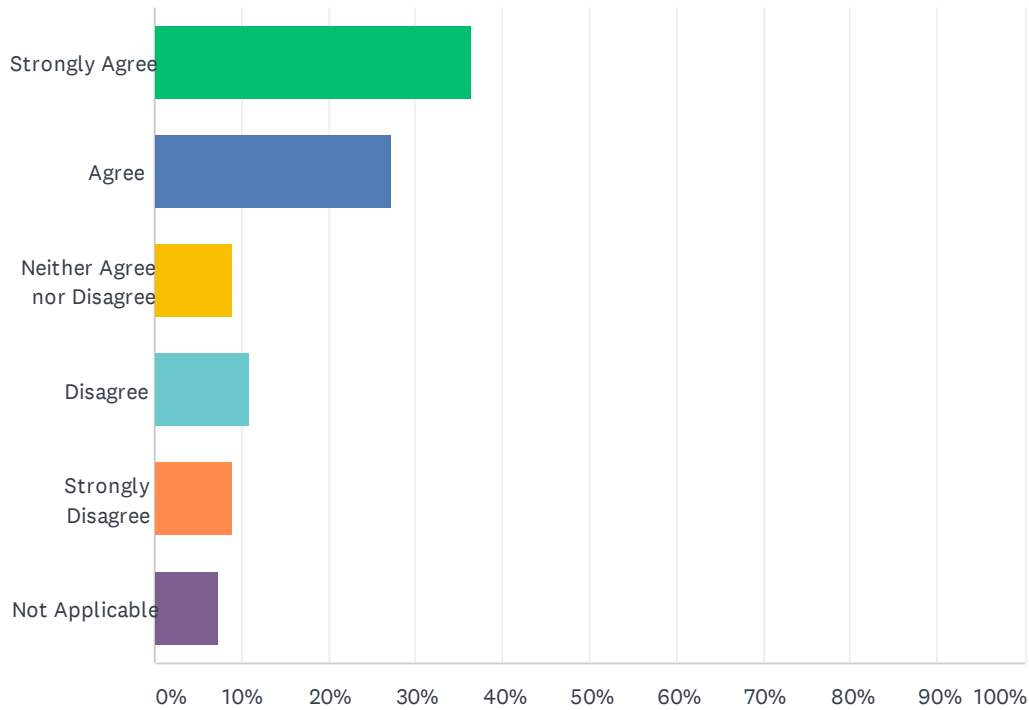
Answered: 55 Skipped: 106



ANSWER CHOICES	RESPONSES	
Strongly Agree	27.27%	15
Agree	41.82%	23
Neither Agree nor Disagree	18.18%	10
Disagree	3.64%	2
Strongly Disagree	3.64%	2
Not Applicable	5.45%	3
TOTAL		55

Q19 My current job is appropriate for the degree obtained.

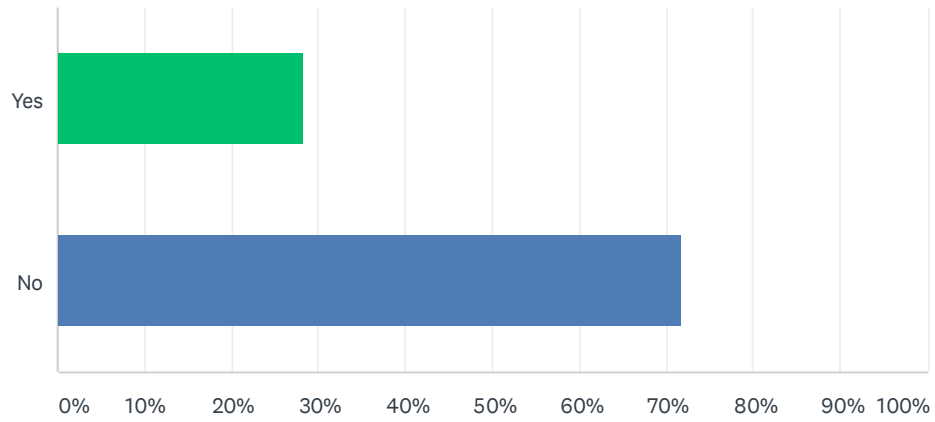
Answered: 55 Skipped: 106



ANSWER CHOICES	RESPONSES	
Strongly Agree	36.36%	20
Agree	27.27%	15
Neither Agree nor Disagree	9.09%	5
Disagree	10.91%	6
Strongly Disagree	9.09%	5
Not Applicable	7.27%	4
TOTAL		55

Q23 Did you continue your formal education after leaving Wayland?

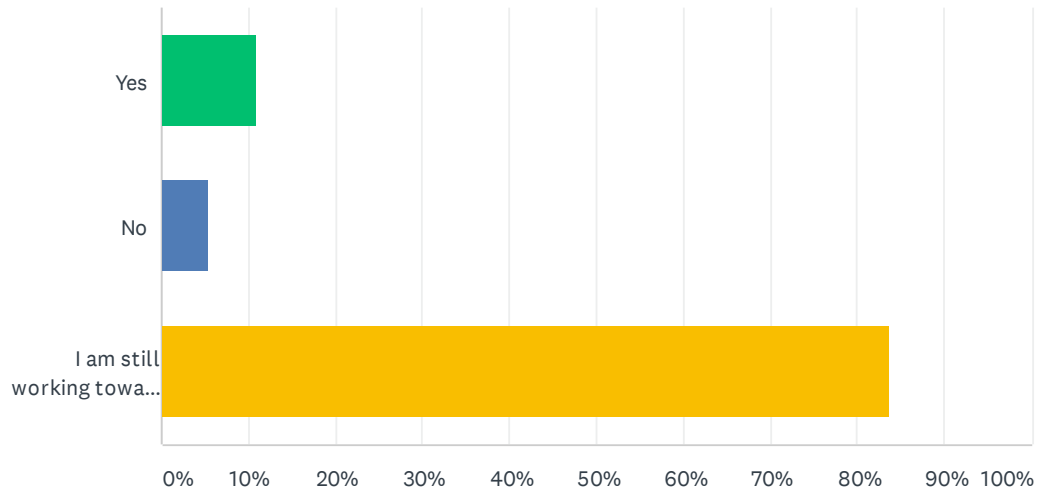
Answered: 142 Skipped: 19



ANSWER CHOICES	RESPONSES
Yes	28.17% 40
No	71.83% 102
TOTAL	142

Q26 Did you graduate?

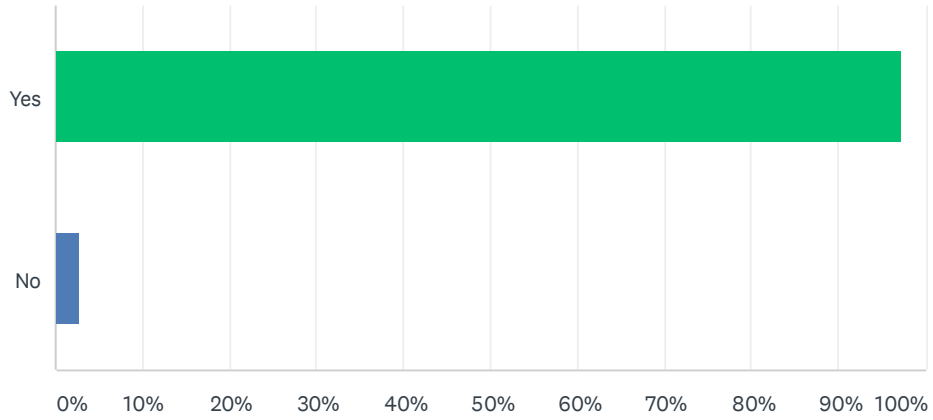
Answered: 37 Skipped: 124



ANSWER CHOICES	RESPONSES	
Yes	10.81%	4
No	5.41%	2
I am still working towards this degree	83.78%	31
TOTAL		37

Q27 Did your education at Wayland prepare you for additional education?

Answered: 38 Skipped: 123



ANSWER CHOICES	RESPONSES	
Yes	97.37%	37
No	2.63%	1
TOTAL		38